



AMUN-RE



A GAME BY REINER KNIZIA
ILLUSTRATIONS BY KEVIN LE MOIGNE

INTRODUCTION

In ancient Egypt, ages and generations rise and fall under the watchful eyes of Amun-Re. Leading a royal family, you will contend with the other families to acquire provinces, build grand temples and pyramids, and cultivate your fields as the capricious Nile permits. At the end of Egypt's classical era, history will revere only one name above all others.

Amun-Re is an auctioning and development game that evolves as ages go by. Claim your place as the greatest pharaoh of all time to win!



THE GAME BOARD

5 OFFERING TILES

Place the Offering tiles face-up beside the game board.



2 Form a supply of Stones, Pyramids, and Double Pyramids in the Quarry.

3 Form a supply of Farmer tokens.

AFTER OFFERINGS ARE MADE, AN OFFERING TILE GOES HERE

6 FAVOR DECK

7 PROVINCE DECK

THE 7 PROVINCES OF LOWER EGYPT (DOWNSTREAM ON THE NILE)

THE 8 PROVINCES OF UPPER EGYPT (UPSTREAM ON THE NILE)



9

SCORE TRACK [VICTORY POINTS]

ORDER AND COST TO PURCHASE

NILE

A FIELD SPACE

A PROVINCE

4 Form the Gold Reserve by sorting the Gold cards by value, placing the resulting stacks face-up next to the board.

1 **2** **5** **10** **20**

GOLD RESERVE

SET-UP

- Lay the game board face-up in the center of the table.
- Form a supply of Stones, Pyramids, and Double Pyramids in the Quarry.
- Form a supply of Farmer tokens.
- Form the Gold Reserve by sorting the Gold cards by value, placing the resulting stacks face-up beside the game board.
- Place the Offering tiles face-up beside the game board.
- Deal 1 **Architect** Favor card to each player, then shuffle the remaining Favor cards (with statue backs) together. Place this Favor deck beside the game board.
- Build the Province deck (with pyramid backs) based on the number of players. The Province deck should include 3 Province cards per player. With 5 players, all Province cards will be used. Return any unused Province cards to the game box—they will not be used in this game.
- Each player selects a color, then collects the 3 Scribe pawns of that color. Return the components of any unused colors to the game box.
- Place a Victory Point marker of each player's color beside the game board's score track, and return any unused markers to the game box.
- Deal a combined value of 20 Gold to each player, using Gold cards of the following denominations:



You can and should make change with the stacks of Gold cards at any time. Whenever an amount of Gold is referenced, it is referring to total value in Gold cards, which can be formed by any combination of appropriate Gold cards. When you pay Gold for bids and purchases, return the Gold cards to the Reserve.

- Deal 1 **Theft** card to each player, and return any unused **Theft** cards to the game box.
- Randomly determine a Start Player, and give that player the Start Player token.

START PLAYER TOKEN

During the game, the Start Player may change based on the Offering to Amun-Re. Actions during the Auction, Market, and Harvest Phases always begin with the current Start Player, and proceed clockwise around the table until each player has taken his or her turn.




COMPONENTS

1 Game board (shown on page 2, opposite)



15 Scribe pawns
(3 x 5 colors)



5 Victory Point markers




15 Stones



15 Pyramids



15 Double Pyramids



61 Gold cards
(18 ones, 12 twos, 12 fives, 9 tens, 10 twenties)



5 Theft cards
(-3 Gold)



39 Favor cards



15 Province cards



4 Offering tiles



48 Farmer tokens



1 Start Player token

OVERVIEW AND OBJECTIVE

As the leader of a royal Egyptian family, you must compete against the others to ensure history remembers you as the greatest pharaoh of all time!

Amun-Re is played over the course of 2 ages, called the Old Kingdom and the New Kingdom. Each age consists of 3 identical rounds of play (sub-divided into 4 phases). Scoring is done at the end of each age. Finish the game with the most victory points to win.

ROUND STRUCTURE

Each round takes place over 4 phases, in order:

1. THE AUCTION PHASE

Where Province cards are dealt to the game board, and players bid against one another to acquire these Provinces.

2. THE MARKET PHASE

Where players may purchase items and cards from the market, and place Stones and Farmer tokens on the game board.

3. THE OFFERING PHASE

Where players may sacrifice Gold to Amun-Re.

4. THE HARVEST PHASE

Where players collect income from their Provinces and Farmer tokens.


These phases are described in full over the next 2 pages. For each phase and during Scoring, there are specific Favor cards that can be played.

Note: You cannot play 2 identical Favor cards in the same phase or during Scoring.

At any time during the game, players may discard any number of their Favor cards for 1 Gold each.

1. THE AUCTION PHASE

At the beginning of the Auction Phase, draw 1 card from the Province deck for each player, and then place them face-up on the game board over their matching Provinces. These Provinces are available for auction during this round.



For each Province card you place on the game board, also place any Stones, Favor cards (face-down), and Gold cards indicated in the brown "Immediate Bonuses" box in the Province.




If you are outbid on a Province, your next bid cannot be placed on the same Province. If you are outbid again in a future turn, you may return to bid on a different Province where you were previously outbid.

Immediate Bonuses

Immediate Bonuses are shown in brown boxes. They are awarded as soon as you gain control of a Province.

Examples:

- Immediately draw 1 Favor card
- Immediately place 1 Stone in the Province.
- Immediately draw 1 Favor card and gain 12 Gold.



Permanent Bonuses

Permanent Bonuses are displayed in the sand along the side of a Province's border. They provide an ongoing benefit for as long as you control the Province.

- **Favor:** Indicates the maximum number of Favor cards you may purchase during the Market Phase (1 per symbol). Only your Province with the most Favor symbols counts--they are not added together.
- **Gold Mine:** Provides a regular Gold income during each Harvest Phase.
- **Caravan:** Provides a Gold income during each Harvest Phase, but only if the Offering tile features a Camel in its illustration.
- **Temple:** During each Harvest Phase, scores Victory Points featured on the most recent Offering tile.



Fields: Each Field space may house up to 1 Farmer token. Farmer tokens are acquired during the Market Phase, and provide an income of Gold based on the most recent Offering tile. You may not place Farmer tokens in Provinces that do not feature Field spaces.



Next, beginning with the Start Player and proceeding clockwise in order, each player must place a bid on a Province's unoccupied bidding space, or pass if he or she already has a winning bid on a Province. Use one of your Scribe pawns to represent your bid.

When bidding on a Province that another player has already bid on, your bid must be greater than the current bid. However, you may make a bid that is greater than the next bidding space available on the Province if you wish.

Bribery: During your turn in the Auction Phase, if you have been outbid on a Province card, you may play the **Bribery** Favor card to make a higher bid on the same Province card.



Protection: When you place a bid during the Auction Phase, you may play the **Protection** Favor card to block the next-highest bidding space on that Province card. This means that another player would have to place his or her Scribe pawn at least 2 bidding spaces higher to outbid you. If you later move your Scribe pawn to another Province card, your **Protection** Favor card applies there, too.



You cannot bid more Gold on a Province than you currently possess.

The auction ends when exactly 1 player's Scribe pawn is present on each Province. Players must then pay Gold to the Reserve in the amount of their bids and leave behind their Scribe pawns on the game board to indicate control over the appropriate Provinces. Finally, players collect any Stones, Favor cards, and Gold indicated on their newly-acquired Provinces' brown "Immediate Bonuses" boxes. The Province cards are removed from the board and placed onto a discard pile.

Example: Thebes, Dakhla and Abydos are drawn and auctioned.

Seb is the Start Player. She places her Scribe pawn on Dakhla, bidding 10 Gold. Arnaud places his Scribe pawn on Thebes, bidding 3 Gold. Charles places his Scribe pawn on Thebes, outbidding Arnaud with 6 Gold.

It is now Seb's turn again, but nobody has outbid her, so she must pass. Arnaud was outbid on Thebes, so he must change his bid. He places his Scribe pawn on the '0' Gold space of Abydos.

At this point, no Province is contested, so the auction ends immediately. Players pay their bids to the Reserve, place their Scribe pawns in the Provinces they have acquired, and claim their Immediate Bonuses:

Seb pays 10 Gold, then receives 12 Gold and 1 Favor card from Immediate Bonuses in Dakhla.

Arnaud pays nothing and gains control of Abydos, as well as the free Stone it contains.

Charles pays 6 Gold, acquires Thebes, and receives its 2 Favor cards.

2. THE MARKET PHASE

Starting with the Start Player, you may make purchases from the supply in the buying order indicated on the game board--Favor cards, then Farmers, then Stones.




When purchasing from the supply, pay Gold to the Reserve according to the scale printed below the buying order, depending on how many of that item you purchase. Each purchase is made separately, so buying 1 of each item would only cost a total of 3 Gold. Once you have already purchased an item, or passed on an opportunity to do so in the order, you will not have another chance to buy that item during your turn.

You may purchase:

- 0-4 Favor cards, which are drawn from the Favor deck. The maximum number of cards you may purchase is determined by the highest number of Favor symbols present in a single Province you control. If you do not control a Province with 1 or more Favor symbols, you cannot purchase Favor cards.
- Farmer tokens, which must each be placed immediately in an open Field space in a Province you control. You cannot purchase Farmer tokens that you are unable to place. Farmer tokens cannot be placed in Provinces that have no Field spaces.



Free Farmer: Play a **Free Farmer** Favor card during your turn in the Market Phase. When you do, acquire 1 Farmer token from the supply at no cost, and place it in any Province you control. Unlike other Farmer tokens, a **Free Farmer** is not placed in a Field space. It may be placed in any Province you control, even if that Province does not feature any Field spaces. Acquiring a **Free Farmer** is separate from your normal purchase of Farmer tokens--if you decide to buy 3 other Farmers, for example, you will still only pay 6 Gold.



- Stones, which must be placed immediately in one or more Provinces you control.



Unlike Favor cards, it is possible to purchase more Farmer tokens or Stones than is shown by the cost scale on the board, as long as you have space for them. If you want to purchase more than 7, calculate the cost by following the formula below:

The cost to purchase 8 = the cost to purchase 7 (28) + 8 = 36 Gold; the cost to purchase 9 = the cost to purchase 8 (36) + 9 = 45 Gold; etc.

You are not obligated to make any purchases. However, if you do, you must make all of your purchases before passing the turn to the next player.

Construction: As soon as a third Stone is placed in a single Province, immediately replace those Stones with a single Pyramid. If a single Pyramid was already present in that Province, then replace it with a Double Pyramid.

Multiple Pyramids may be built in the same turn, as long as each Pyramid's Stone requirements are met.

Architect: Play an **Architect** Favor card during your turn in the Market Phase. When you do, you may build 1 Pyramid in a Province you control using only 2 Stones. You may not play an **Architect** Favor card during any other Phase, even if you have just placed a second Stone in a Province you control, and if you have placed a third Stone, all 3 Stones are immediately replaced with a Pyramid even if you possess an **Architect** Favor card.



Example: Charles controls Thebes and Edfu.

He can purchase a maximum of 2 Favor cards. He purchases only 1, paying 1 Gold.

He then purchases 4 Farmer tokens for 10 Gold, which he must immediately place in his empty Field spaces.

Finally, he purchases 3 Stones for 6 Gold and places them in the Province of Thebes. Since Thebes now has 3 Stones in it, he places a Pyramid in Thebes and returns those 3 Stones to the quarry.


3. THE OFFERING PHASE

During the Offering Phase, players choose and simultaneously reveal Gold cards or a **Theft** card, representing a joint offering to Amun-Re to convince him to flood the Nile. The sum of the offered Gold dictates the scoring value of Temples, as well as the incomes offered by Farmers and Caravans during the Harvest Phase.

Preparing Individual Offerings:

Secretly select 1 or more of your cards and, covering them with your hand, hold them out to show that you have finalized your Offering. Once all players have finalized their Offerings, reveal them simultaneously.

- **If you offer 1 or more Gold cards**, your Offering's value is equal to the sum of all Gold cards you contributed.
- **If you offer your Theft card**, you instead steal 3 Gold from the Reserve.



In either case, you may include a blue Favor card to adjust the Offering. Other Favor cards may not be included in the Offering.

Calculate the Collective Offering:

- Add the individual Offerings together, remembering to reduce that total by 3 for each **Theft** card that was played.
- Beginning with the Start Player and proceeding clockwise in order, players that included a blue **Offering Adjustment** Favor card in their Offering must now declare whether they would like to increase or decrease the Offering. These adjustments only affect the value of the collective Offering--the value of your individual Offering is unaffected.
- **Once the collective Offering has been calculated, place the corresponding Offering tile in the Nile Delta space.** (For example, if the total Offering is 10, use the tile marked 3>12. If the Offering is 25, use the tile marked 23>).)
- If you played your **Theft** card, return it to your hand. Remember to steal your 3 Gold from the supply!



Effects of the Offering:

- **Collect rewards** - The player that contributed the most to the Offering may now collect 3 Rewards. These Rewards may be any combination of Favor cards, Stones, and/or Farmer tokens. The player that contributed the second highest Offering collects 2 Rewards, and all other players collect 1 Reward in turn order. However, players that played a **Theft** card cannot collect a Reward.

In a tie, the player earliest in turn order wins.

The number of Favor cards you can acquire from a Reward is not limited by the Permanent Bonus Favor card symbols in your Provinces (unlike in the Market Phase). Farmer tokens must be placed in open Field spaces and Stones must be placed immediately in your Provinces. If there are ever 3 Stones in the same Province, replace them with the appropriate Pyramid.

Reminder: **Architect** and **Free Farmer** Favor cards cannot be played during the Offering Phase.

- **Determine the new Start Player** -

The player who offered the most Gold collects the Start Player token, and will be the new Start Player for the next round. If there is a tie, the player earliest in the current turn order becomes the new Start Player.



Example: Arnaud is the Start Player. He offered 6 Gold, Charles offered 6 Gold, and Seb played the Theft card. The sum of all Offerings is 9 Gold (6 + 6 - 3 = 9). Players place the corresponding tile on the board: "3 > 12". Seb takes back her Theft card, and collects 3 Gold from the Reserve. Charles and Arnaud have offered the same amount, but Arnaud is earlier in turn order. Therefore, Arnaud retains the Start Player token and collects 3 Favor cards as his 3 Rewards. Charles collects a Stone and a Farmer token as his 2 Rewards, and immediately places them in Provinces he controls. Seb does not collect any Rewards.

4. THE HARVEST PHASE


The Nile has flooded. Beginning with the Start Player and proceeding clockwise in order, players will now receive income from the Provinces that they control.

Each of your Provinces may allow you to collect Gold from the supply as indicated by its icons. You may earn from your Provinces in the following ways:


- 4** **For Gold Mines** - Gain Gold equal to the indicated number.
- 7** **For Caravans** - Gain Gold equal to the number indicated above the camel, but only if a camel is depicted on the current Offering tile.
- 1** **For each Farmer Token in the Provinces you control** - Gain Gold equal to the amount shown on the current Offering tile.



Treasury: Play this Favor card during the Harvest Phase, before calculating your income. When you do, select a single Province you control. Do not collect income from that Province this turn - not from Farmers, Caravans, or Gold Mines. Instead, collect 8 Gold from the Reserve.



Big Harvest: Play this Favor card during the Harvest Phase, before calculating your income. When you do, select a single Province you control. Each Farmer token in that Province provides 1 additional Gold this turn.



END OF THE ROUND, AGE, AND GAME

After all players are finished with the Harvest Phase, the round ends, and a new round begins.

- If this was the third round of an age, the Province deck will be empty. When this occurs, the age ends, and Intermediate Scoring occurs.
- After Intermediate Scoring, if that was the end of the second age (New Kingdom), then proceed to Final Scoring and the game's end!

INTERMEDIATE SCORING

Intermediate Scoring occurs at the end of each age. To perform Intermediate Scoring, award Victory Points (VP) for the following:

- **+1, +2, +3, or +4 VP for each Temple depicted among Provinces you control.** The scoring value of each Temple is determined by the Gold shown on the current Offering tile.
- **+1 VP for each Pyramid in a Province you control.** Double Pyramids count as 2 Pyramids.
- **+3 VP for each Pyramid in your single Province with the fewest Pyramids.** If you control a Province with no Pyramids, then you do not score any VP for this item.
- **+5 VP for the Province that contains the most Pyramids on each side of the Nile** (+5 VP for the west, and +5 for the east). In case of a tie, the player whose Province contains more Stones scores the VP. In case of a further tie, all tied players score the VP.
- **+3 VP for each yellow Favor card** whose conditions are satisfied.

Reminder: You cannot play 2 identical Favor cards during the same phase or during Scoring.

If this is the end of the first age (Old Kingdom), remove all Scribe pawns and Farmer tokens from the game board, returning the Farmer tokens to the supply. Collect all of the Province cards from the game board and shuffle them into the Province deck.

Pyramids and Stones are not removed from their Provinces, and remain on the game board. They are no longer considered controlled by any player until that Province is claimed in a future Auction Phase.

If this is the end of the second age (New Kingdom), immediately proceed to Final Scoring.

FINAL SCORING

To perform Final Scoring, players reveal their Gold cards. Award Victory Points (VP) for the following:

- **+6 VP to the player with the highest combined value of Gold cards,**
- **+4 VP to the player with the second highest value,**
- **+2 VP to the player with the third highest value.**

In case of a tie, all tied players score the appropriate VP, but subsequent players are moved down. For example, if 2 players are tied for highest value, they both score +6 VP, the player with the second highest value then only scores +2 VP.

After all VP has been awarded, the player with the most VP wins!

In the event of a tie, the tied player with the most Pyramids among his or her Provinces wins. If there is still a tie, the player with the most Stones among his or her Provinces wins. If still tied, the victory is shared.

EXPERT RULES

Expert rules allow tactical control of when Provinces are available.

At the start of the game, after shuffling the Province deck, deal 3 Province cards to each player. Return any remaining Province cards to the game box without looking at them. Keep these cards secret from other players.

At the beginning of each Auction Phase, each player selects 1 Province card, and the chosen cards are revealed simultaneously. These Province cards are available during this turn's auction.

At the beginning of the New Kingdom, shuffle all Province cards that were played during the Old Kingdom, and deal them out evenly to each player.

EXAMPLE OF THE BEGINNING OF A GAME

In this example of a 4-player game the Province deck consists of 12 cards (3 x 4 players). Bernard is the Start Player.

1. THE AUCTION PHASE

Bernard draws 4 cards from the Province deck, and places them face-up on the board: Thebes, Avaris, Buto, and Mendes. He places 2 face-down Favor cards in Thebes and 1 in Buto, as indicated under those Provinces' Immediate Bonuses.

Bernard puts his Scribe pawn on the Thebes card, bidding 6 Gold. Charles places his Scribe pawn on Buto and bids 0 Gold. Arnaud places his Scribe pawn on Buto and bids 3 Gold. Alexandre puts his Scribe pawn on Mendes, bidding 3 Gold. Charles, having been outbid on Buto, moves his Scribe pawn to Mendes and bids 6 Gold. Alexandre must make a new bid, and moves his Scribe pawn to Avaris, bidding 0 Gold.

The auction ends, since exactly 1 Scribe pawn is present on each Province card. Each player pays the amount of their bid and leaves their Scribe pawns behind to mark control of their new Provinces. Bernard acquires the 2 Favor cards in Thebes, and Arnaud takes the Favor card in Buto. The Province cards are placed onto a discard pile.

2. THE MARKET PHASE

Thebes allows Bernard to purchase up to 2 Favor cards, and he does so by spending 3 Gold. He also purchases 3 Farmer tokens for 6 Gold, which he places on the Field spaces in Thebes. Finally, he purchases 1 Stone for 1 Gold, which he also places in Thebes. Bernard pays his total--10 Gold--to the Reserve.

Charles has no Favor symbols in his Province, and therefore cannot purchase any Favor cards. He buys 4 Farmer tokens for 10 Gold, and 2 Stones for 3 Gold. He then uses his *Architect* Favor card to replace the 2 Stones in his Province with 1 Pyramid. He pays 13 Gold in total.

Arnaud has no Favor symbols in his Province either. He purchases 3 Farmer tokens for 6 Gold, and 3 Stones for 6 Gold. He pays 12 Gold in total, and replaces his 3 Stones with 1 Pyramid in his Province.

Alexandre purchases 1 Favor card for 1 Gold, 1 Farmer token for 1 Gold, and 5 Stones for 15 Gold. He pays 17 Gold in total, turns 3 Stones into 1 Pyramid, and uses his *Architect* Favor card to replace the remaining 2 Stones with another Pyramid. The 2 Pyramids in his Province are then replaced by 1 Double Pyramid.




3. THE OFFERING PHASE

Bernard reveals 1 Gold card (5 Gold). Charles reveals 2 Gold cards (1+1 = 2 Gold). Arnaud reveals 2 Gold cards (5 + 1 = 6 Gold), and an *Offering Adjustment* Favor card. Alexandre reveals his *Theft* card.

The value of the collective Offering is 10 (5 + 2 + 6 - 3). Charles uses his *Offering Adjustment* card to increase the value of collective Offering by 3, raising it to 13. The 13 > 22 Offering tile is placed on the Nile Delta.

Arnaud, who contributed the most Gold to the Offering, collects the Start Player token and 3 Rewards. For those Rewards, he chooses to take 1 Favor card and 2 Farmer tokens, which he places in the Field spaces of Buto. Bernard contributed the second best Offering, and collects 1 Favor card and 1 Stone, which he places on Thebes. Finally Charles acquires 1 Favor card. Alexandre returns his *Theft* card to his hand, and steals 3 Gold from the Reserve.



4. THE HARVEST PHASE

The current Offering tile indicates that Farmer tokens provide 3 Gold each this turn. Since this tile does not depict a Camel, Caravans do not provide income.

Arnaud's 5 Farmer tokens provide 3 Gold each, for a total of 15 Gold. Alexandre plays the *Treasury* Favor card. He chooses not to take any income from his Province, and instead receives 8 Gold.

Bernard's 3 Farmer tokens provide a total of 9 Gold.

Charles's 4 Farmer tokens provide a total of 12 Gold.

This marks the end of the first round. As the new Start Player, Arnaud begins the next round by drawing 4 new Provinces.



FAVOR CARD REFERENCE

Note: Any Favor card can always be discarded for 1 Gold.

1. THE AUCTION PHASE



Protection (x2)

Play during your turn in the Auction Phase. Until the end of the Phase, players cannot outbid you at any Province unless they place their Scribe pawn at least 2 bidding spaces ahead of yours.

Bribery (x2)

Play during your turn in the Auction Phase, if you have been outbid on a Province card. You may make a new bid on the same Province card.



2. THE MARKET PHASE



Architect (x8)

You may construct a Pyramid using 2 Stones instead of 3.

Free Farmer (x5)

Place a Farmer token from the supply into a Province you control at no cost.

The **Free Farmer** token is not placed in a Field space. It may be placed in a Province that does not feature any Field spaces.



3. THE OFFERING PHASE



Offering Adjustment (x4)

Play this card as part of your Offering. After all Offerings have been revealed, in turn order, you may choose to add or subtract 3 from the value of the collective Offering. This adjustment does not affect the value of your individual Offering.

Theft (x5): The **Theft** card is not a Favor card and may not be exchanged for 1 Gold. You may play it as your Offering in order to steal 3 Gold from the Reserve. You begin the game with 1 **Theft** card, and it returns to your hand at the end of the Offering Phase whenever you play it.



4. THE HARVEST PHASE



Big Harvest (x5)

Choose a Province you control. Each Farmer token in that Province provides 1 additional Gold during this Harvest Phase.

Treasury (x3)


Choose a Province you control. That Province provides no income this round, and you instead collect 8 Gold from the Reserve.



INTERMEDIATE SCORING

- +1, +2, +3, or +4 VP for each Temple in a Province you control, based on the Gold value features on the current Offering tile.
- +1 VP for each Pyramid in a Province you control.
- +3 VP for each Pyramid in the Province you control with the fewest Pyramids.
- +5 VP if you have the Province with the most Pyramids on any single side of the Nile. Ties are broken by Stones. Each side of the river--east and west--score separately.
- +3 VP for each yellow Favor card whose conditions you have satisfied (see below).

FAVOR CARDS THAT GRANT VICTORY POINTS DURING INTERMEDIATE SCORING





Master of Scribes (x2)

+3 VP if your Provinces feature a total of at least 7 Favor symbols (Immediate and/or Permanent).

Master of Farmers (x2)

+3 VP if your Provinces contain at least 9 Farmer tokens.




West Side or East Side (x2)

+3 VP if all of your Provinces are on the same side of the Nile.

Nile or Frontier (x2)

+3 VP if all of your Provinces are next to the Nile, or if none of them are next to the Nile.



Upper or Lower Egypt (x2)

+3 VP if all of your Provinces are in Upper Egypt, or if they are all in Lower Egypt.

Discard these cards after using them to score. You may score multiple Favor cards during each Intermediate Scoring, but you may not score multiple copies of the same card.

FINAL SCORING

- +6 VP to the player with the highest total value of Gold cards,
- +4 VP to the player with the second most Gold,
- +2 VP to the player with the third most Gold.

In case of a tie for any of these rewards, all tied players score, but subsequent rewards are pushed down.

RULES SUMMARY

- Arrange the board and components on the table.
- Each player chooses a color, places a Victory Point marker of that color beside the score track, then collects the 3 Scribe pawns of that color.
- Give each player 20 Gold, 1 **Theft** card, and 1 **Architect** Favor card. Remaining **Theft** cards, Scribe pawns, and Victory Point markers are returned to the game box.
- Build the Province and Favor decks, shuffle them separately, and then place them face-down on the game board. The Province deck should consist of 3 Province cards per player--all leftover Province cards should be returned, unseen, to the game box.
- Determine a Start Player at random, and give that player the Start Player token. Actions begin with the Start Player and proceed clockwise around the table.

1 game = 2 ages: the Old Kingdom and New Kingdom
1 age = 3 rounds + Intermediate scoring
1 round = 4 phases: Auction, Market, Offering, and Harvest

STRUCTURE OF AN AGE

An age consists of 3 rounds. At the end of the 3rd round, proceed to Intermediate Scoring.

Each round is divided into 4 phases, which take place in the following order:

1. THE AUCTION PHASE

Draw and place 1 Province card on the game board for each player.

- Beginning with the Start Player, make a bid by placing your Scribe pawn on an empty bidding space on any Province card. When bidding on a Province where a bid is already present, you must place your bid on a higher bidding space. When it is your turn again, you must pass (if your bid is still the highest in a Province), or move your Scribe pawn to bid on a different Province if you have been outbid.
- As soon as each Province card has exactly 1 Scribe pawn on it, the auction ends. Pay Gold to the Reserve equal to the number on your pawn's bidding space, and leave your Scribe pawn behind to indicate you now control that Province. Next, collect any Immediate Bonuses shown in the brown box in your newly acquired Province.

2. THE MARKET PHASE

Beginning with the Start Player, you may purchase the following items from the supply for the Gold value indicated on the game board's cost scale:

- 0-4 Favor cards, limited by the highest number of Favor symbols present in a single Province you control
- Farmer tokens, limited by the open Field spaces among Provinces you control
- Any number of Stones

Whenever a single Province holds 3 or more Stones, replace 3 of those Stones with 1 Pyramid (or a Double Pyramid if that Province already contains a single Pyramid).

3. THE OFFERING PHASE

Players simultaneously present their Offering of Gold to Amun-Re.

- The player that contributes the most becomes the new Start Player.
- Place the appropriate Offering tile on the Nile Delta space (based on the combined value of all players' Offerings).
- Players receive Rewards from the supply based on their individual offerings: 3, 2, and 1 Favor cards, Farmer tokens, and/or Stones (in any combination) for 1st, 2nd, and all further players.

Reminder: If you played a **Theft** card as your Offering, you cannot collect any Reward, but you do steal 3 Gold from the Reserve.



4. HARVEST AND INCOME

- Each Farmer token = Gold indicated on the current Offering tile
- Caravans = Gold indicated on the Province above the Camel, but only if the current Offering tile features a Camel
- Gold Mines = Gold as indicated on the Province

END OF THE ROUND, AGE, AND GAME

Each age lasts 3 rounds, then you have reached the end of an age, and should proceed to Intermediate Scoring.

After Intermediate Scoring at the end of the Old Kingdom, remove Scribe pawns and Farmer tokens from the game board, and reshuffle the Province deck. Pyramids and Stones remain on the game board, but the Provinces are no longer considered to be controlled.

After Intermediate Scoring at the end of the New Kingdom, proceed to Final Scoring. After Final Scoring, the game ends, and the player with the most Victory Points wins.



CREDITS

Game Designer: Reiner Knizia

© Dr. Reiner Knizia, 2016. All rights Reserved.

Graphic Design & Artwork: ©2016 SUPERMEEPLE.

Artist: Kevin Le Moigne

Writing and editing the rules: Guillaume Gille-Naves and Bernard Philippon

Art Direction: Igor Polouchine

Development & Layout: ORIGAMES

Thanks to all the testers that helped us on this project, as well as our family and friends for their support. A special thank-you to William and Igor from Origames for their valuable assistance.

For their help in testing and rule writing, the author and publisher thank Iain Adams, Sebastian Bleasdale, Chris Bowyer, Chris Dearlove, Martin Higham, Ross Inglis, Kevin Jacklin, Chris Lawson, Karl-Heinz Schmiel, Hannes Wildner, and Schorsch. We offer special thanks to Markus Welbourne for his cooperation in the development of the game and to Dieter Hornung for his efforts to optimize the game.

Used under license by Tasty Minstrel Games LLC

Jeu en anglais. Importé au Canada par TMG.

SUPERMEEPLE and its logo are registered trademarks of SUPER MEEPLE.

TMG logo is a trademark of Tasty Minstrel Games LLC

Manufactured in China.

