

# KEYFORGE™

## MASTER RULEBOOK

### NOVEMBER 2022

Numerous minor revisions to the text have been made for greater clarity and consistency. New text appears in [dark blue](#).

New rules added for **FLIP**, **SPLASH-ATTACK (X)**, **SWAP CONTROL**, **TOKEN CREATURES**

New **CARD ANATOMY** section added

Updated **TIMING CHART**

New general errata for "**Fight**" and "**Reap**" abilities, card-specific errata for **COLLECTOR WORM**

New FAQ entries for **BLASTERS** and **GENERAL SHERMAN**.

Updated glossary definitions for **ASSAULT (X)**, **ARMOR**, **DAMAGE**, **DESTROYED**, **FIGHT**, **HAZARDOUS (X)**, **LASTING EFFECTS**, **POWER COUNTERS +1**, **REFERENCE CARDS**, **STUN**, **SWAP**, **TIDE**

# WELCOME TO THE CRUCIBLE...

You are an Archon. Hailed by some as a god, respected by others for your wisdom, you were born—or perhaps created—on the Crucible, a world in which anything is possible.

The Crucible is ancient, but ever renewed. An artificial planet hanging in the center of the universe, the Crucible's many layers remain constantly under construction by the enigmatic and mischievous Architects. For raw materials, the Architects have harvested countless worlds, blending them into a new whole both familiar and alien to the creatures that dwell there.

Whether lone specimens or entire cultures, the beings brought to the Crucible find themselves in a strange wonderland with no obvious means of returning to their former homes. Some thrive, building new societies and developing new technologies with the aid of the mysterious psychic substance known as Æmber. Some discard the trappings of their old lives, adopting the ways and customs of new tribes discovered in this new world. Others devolve, bodies and minds twisted beyond all recognition, incorporating Æmber into their very bodies.

As an Archon, you have gathered followers in your journeys throughout the Crucible, allies who find value in your ageless wisdom and your ability to speak to all creatures. With the aid of these allies, you seek out Vaults hidden throughout the Crucible by the cryptic Architects. Each Vault can only be unlocked by Æmber-forged keys. Once open, a Vault's contents—the power and knowledge of the Architects—can be consumed by only a single Archon.

When two Archons discover a Vault, only one can gain its knowledge. Only one can move one step closer to the secret of the Crucible...

# OVERVIEW

KeyForge is a two-player card game in which each player takes the role of an Archon, and leads that Archon's deck against their opponent.

A player's deck represents a team that is attempting to gain Æmber and forge keys. The first player to gather three keys is able to unlock a Vault and win the game.

The defining feature of KeyForge is that no two decks are alike. KeyForge cards are not sold individually; they are always sold as complete decks. Every deck in existence is unique!

# USING THIS DOCUMENT

If you have never played a game of KeyForge before, start by using the Quickstart document included in the starter set to learn the basics of the game.

After playing a game using the Quickstart, players can read the full rules in this document and learn more about the KeyForge setting.

In addition to rules and setting information, this document includes a Glossary of important game concepts and terminology that will be useful while interpreting card abilities.

# STARTER SET COMPONENTS

The components included in the KeyForge: Starter Set are pictured here for identification purposes. These are considered the official game components for playing KeyForge.



Two sets of three keys (blue, red, yellow)



28 Æmber Tokens



22 Damage Tokens in values of 1, 3, 5



18 +1 Power Counter



7 Stun Counters



7 Enrage Counters



2 Chain Trackers with Tokens



16 Generic Counters in two colors



7 Ward Counters









Common Supply

## SUGGESTED PLAY AREA (MID-GAME)

↑  
Opponent's Play Area



Battleline




Artifacts



Reference Card




Archon Identity



Deck



Discard Pile



Archives



Amber Pool



Forged Key



Unforged Keys

## GAME SETUP

To set up the game, perform the following steps, in order:

1. Place all damage tokens, Amber tokens, and status counters in a common supply within easy reach of both players.
2. Each player places their Archon identity card to the left or right side of their play area.
3. Each player places three key tokens, one of each color, with the unforged side faceup near their Archon identity card.
4. Randomly determine who is the first player. That player takes the first turn when the game begins.
5. Each player shuffles their deck and offers it to the opponent for additional shuffling and/or a final cut.
6. The first player draws a **starting hand of seven cards**. The other player draws a **starting hand of six cards**.
7. Each player, starting with the first player, has one opportunity to **mulligan** their starting hand by shuffling it back into their deck and drawing a new starting hand with one fewer card.

The game is now ready to begin.

## KEY CONCEPTS


This section introduces a number of foundational concepts to keep in mind while playing the game.

### THE GOLDEN RULE

If the text of a card directly contradicts the text of the rules, the text of the card takes precedence.

The only exception to the Golden Rule is when a card has received official errata. In such cases where a card has received an official errata, if the text of the errata directly contradicts the text of the rules, the text of the errata takes precedence.

### OBJECTIVE

During the game, players use their cards to collect Amber (also represented by this symbol: ). Players use Amber to forge keys. The game ends immediately when a player forges their third key, and that player wins the game.

## READY AND EXHAUSTED

Cards that are in play exist in one of two states.

**Ready** cards are oriented upright so that their text may be read from left to right. A ready card can be used during a player's turn, causing it to exhaust.

**Exhausted** cards are rotated 90 degrees to the side. An exhausted card is not able to be used until it is readied by a game step or card ability.

**All creatures and artifacts enter play exhausted.**



Ready



Exhausted

## RUNNING OUT OF TOKENS OR STATUS CARDS

There is no limit to the number of damage tokens, Æmber tokens, or status counters that can be in the game area at a given time. If there is a shortage of the provided tokens or status counters, other tokens, counters, or coins may be used to track the game state.

## TURN SEQUENCE

The game is played over a series of turns. Players alternate taking turns until one player wins the game.

Each turn consists of five steps:

1. Forge a key.
2. Choose a house.
3. Play, discard, and use cards of the chosen house.
4. Ready cards.
5. Draw cards.

The player taking a turn is referred to as the **active player**. The active player is the only player that can perform actions or make decisions; a player does not make any decisions when it is not their turn.

Each step is described in the following sections.

## STEP 1: FORGE A KEY

If the active player has enough Æmber to forge a key during this step, they must do so. To forge a key, the active player spends Æmber from the Æmber pool on their Archon identity card, returning it to the common supply. Then, that player flips any one of their key tokens over to its forged side, indicating that the key has been forged.

**The default cost to forge a key is six Æmber (6).** Some card abilities may increase or decrease this number.

No more than one key can be forged during this step each turn, even if the active player has enough Æmber to forge multiple keys.

Some cards have effects that allow Æmber on these cards to be spent when forging keys. If there is enough Æmber on cards with this effect you control combined with the Æmber in your Æmber pool to forge a key you must do so during Step 1.

## STEP 2: CHOOSE A HOUSE

Each KeyForge deck is composed of three different houses, which are shown on the Archon identity card. During this step, the active player chooses one of the houses on their Archon identity card to activate, making it the **active house** for the remainder of the turn. This active house determines which cards the active player can play, discard from their hand, and use this turn.

After choosing a house, the active player has the option to take all cards in their archives and add them to their hand. (See "Archives" in the Glossary.)

If a player controls a card that does not belong to one of the three houses on their Archon identity card, they may (if they desire) choose and activate that house during this step instead of one of the three houses in their deck.

A player cannot choose to activate a house unless it is either on their Archon identity card or they control a card that belongs to that house. If a card effect instructs a player that they must activate a house other than one in the aforementioned categories, that card effect is ignored (See Cannot VS Must/ May).





## STEP 3: PLAY, DISCARD, AND USE CARDS OF THE CHOSEN HOUSE

The active player may play or discard any number of cards of the active house from their hand and may use any number of cards of the active house that are in play under their control. Eligible cards may be played, used, or discarded in any order.

A card's house is determined by an icon in the upper-left corner. If the active house corresponds to a card's icon, that card is eligible to be played, used, or discarded.

Rules for playing, discarding, and using cards are described later.

**First Turn Rule:** During the first player's first turn of the game, that player cannot play or discard more than one card from their hand. Card effects can modify this rule.

The active player **cannot** play, use, or discard cards that aren't of the active house unless specified by a card ability.

## STEP 4: READY CARDS

The active player readies each of their exhausted cards.

## STEP 5: DRAW CARDS

The active player draws cards from the top of their deck until they have six cards in their hand. After a player completes this step, their turn ends.

If the active player has more than six cards in hand, they do not discard down to six.

If a player needs to draw cards (during this step or at any other time) and cannot because their deck is empty, that player shuffles their discard pile to reset their deck, and then continues to draw (cards are drawn one at a time).

When a player's turn ends, if that player has enough Æmber in their pool to afford a key, the player announces "Check!" so that their opponent knows the forging of a key at the start of that player's next turn is imminent.



## PLAYING CARDS


The active player is permitted to play any number of cards that belong to the active house during step three of their turn.


## BONUS ICONS


Many cards have **one or more bonus icons** in the upper-left corner, below the house icon. After a card with a bonus icon is played, the first thing the active player does is resolve each bonus icon on that card. These icons are resolved after the card enters play, but before resolving any "**Play:**" abilities on that card or any abilities that trigger "after" that card is played.


Bonus icons must be resolved in the order printed on the card, from top to bottom. Resolving each bonus icon is mandatory.

There are four types of bonus icons:

 **Æmber:** Gain 1 Æmber from the common supply.

 **Capture:** A friendly creature captures 1 Æmber from the opponent. This Æmber may be captured by any friendly creature, including the creature with the capture icon. If a card has multiple capture icons, the captured Æmber may be distributed among multiple creatures.

 **Damage:** Deal 1 damage to a creature in play. This damage may be dealt to the creature with the damage icon. Note that if there are no enemy creatures in play, this damage must be dealt to a friendly creature. If a card has multiple damage icons, each damage icon is resolved separately, one at a time, and the damage may be distributed among multiple creatures. Damage dealt by a bonus icon is not considered to be dealt by the card on which the icon appears.

 **Draw:** Draw 1 card.

## PLAY ABILITIES

Some cards have a bold "**Play:**" ability. Such abilities resolve after the card's bonus icons are resolved, if it has any, and after the card enters play.

## CARD TYPES

There are four types of cards in the game: action cards, artifacts, creatures, and upgrades. There are different rules describing how each card type is played.

### ACTION CARDS

When an action card is played, the active player resolves the card's "**Play:**" ability and, after resolving as much of the ability as possible, places the card in their discard pile.

### ARTIFACTS

Artifacts enter play exhausted and are placed in a row in front of the player but behind that player's battleline. Artifacts remain in play from turn to turn.

## CREATURES

Creatures enter play exhausted and are placed in the front row of the active player's play area. This row is referred to as the battleline. Creatures remain in play from turn to turn, and they each have power and armor values that they use to resolve fights, which are described later.



Each time a creature enters play, it must be placed on a flank—at the far left or the far right of its controller's battleline. Each time a creature leaves play, shift the battleline inward to close the gap.



Creatures enter play on the flank of the battleline.



If a creature leaves play, the battleline is shifted inward.

## UPGRADES

Upgrades enter play attached to (i.e., partially overlapped by) a creature chosen by the player who controls the upgrade. Each upgrade remains in play from turn to turn and modifies the card to which it is attached.

If the card to which an upgrade is attached leaves play or becomes a non-creature, the upgrade is discarded. If an upgrade cannot attach to a card in play, the upgrade cannot enter play.

## DISCARDING CARDS

The active player can discard from their hand any number of cards from the active house during step 3 of their turn. Cards are discarded one at a time, at any point throughout this step. This lets players remove cards that they do not want to play from their hand, freeing up space to draw more cards at the end of the turn.

## USING CARDS

The active player can use any number of cards from the active house that they have in play during step three of their turn. Depending on a card's type, the active player is able to do different things when using that card.

## UPGRADES

An upgrade modifies the creature it is attached to and is not used independently of that creature.

## USING ARTIFACTS

There are two types of abilities that enable a player to use an artifact: **"Action:"** abilities and **"Omni:"** abilities. When a player uses an artifact, they exhaust the card and then resolve its abilities.

A player can only use an **"Action:"** ability if it is on a card that belongs to the active house.

A player can resolve an **"Omni:"** ability even if it is on a card that does **not** belong to the active house.

If an artifact has multiple **"Action:"** and/or **"Omni:"** abilities, only one of them can be resolved each time the artifact is used.

Some artifacts require that they be sacrificed as part of the cost of using them. When an artifact is sacrificed, it is placed in its owner's discard pile. A player must still exhaust such an artifact when using it. Artifacts cannot be used to reap or to fight.

## USING CREATURES

When a player uses a creature, that player must exhaust the creature, and the player has the option to reap, fight, resolve the creature's **"Action:"** ability, or resolve the creature's **"Omni:"** ability. Any card effect that causes a creature to fight, reap, resolve its **"Action:"** ability, or to resolve its **"Omni:"** ability is causing that creature to be used.

## REAP

**Any ready creature of the active house may reap.** When a creature is used to reap, the creature exhausts and its controller gains 1 ☹️. (The player takes 1 ☹️ from the common supply and add it to their Æmber pool.) Then, all **"After Reap:"** abilities the creature has, if it has any, resolve.



## FIGHT

**Any ready creature of the active house may fight.** When a creature is used to fight, the creature exhausts and its controller chooses one eligible creature controlled by the opponent to be fought. Each of the two creatures deals an amount of damage equal to its power (the value to the left of the card's title) to the other creature. All of this damage is dealt simultaneously. After the fight resolves, if the creature that is being used to fight survives, all **"After Fight:"** abilities the creature has, if it has any, resolve.

A creature cannot fight if there are no enemy creatures to be fought.

## ACTION

**Any ready creature of the active house may use its "Action:" ability, if it has one.** When a creature is used to resolve its **"Action:"** ability, the creature exhausts and that **"Action:"** ability resolves.

If a creature has multiple **"Action:"** and/or **"Omni:"** abilities, only one of them can be resolved each time the creature is used.

## OMNI

**Any ready creature may trigger its "Omni:" ability, if it has one,** even if it does **not** belong to the active house. When a creature is used to trigger its **"Omni:"** ability, the creature exhausts and that **"Omni:"** ability resolves.

If a creature has multiple **"Action:"** and/or **"Omni:"** abilities, only one of them can be resolved each time the creature is used.



## DAMAGE AND ARMOR

When a creature is dealt damage, place an amount of damage tokens equal to the amount of damage dealt on the creature. If a creature has as much or more damage on it as it has power, the creature is destroyed and placed on top of its owner's discard pile. If a creature has an armor value (to the right of the card's title), the armor prevents that much incoming damage each turn. (For more details, see "Armor" and "Damage" in the Glossary.)

When a creature leaves play, any Æmber on that creature is gained by the opponent. (See "Capture" in the Glossary.)

## CARD ABILITIES

Unless otherwise specified by the ability, the active player makes all decisions while resolving an ability.

For details on specific terminology that can be found in card ability text, see the Glossary.

## RESOLVE AS MUCH AS YOU CAN

While resolving a card ability, resolve as much of the ability as can be resolved, and ignore any parts of the ability that cannot be resolved.

**Example:** Aaron plays the card Anger (COTA 001), that reads **"Play:** Ready and fight with a friendly creature."**"**, and chooses his friendly Snufflegator (COTA 358) to resolve the ability on. However, the Snufflegator is already ready, so Aaron ignores that part of the ability and just uses his friendly Snufflegator to fight.

## RESOLVE ABILITIES IN THE ORDER THEY ARE WRITTEN

While resolving the text of a card ability, fulfill the instructions of that ability in the order the text is written. This may be modified by replacement effects, including replacement effects which appear later in the ability that is being resolved.

**Example:** Hyde (WC 167) has the text: **"After Reap:** Draw a card. If you control Velum, draw 2 cards instead."**"** The later text applies a replacement effect for the earlier text, altering how it resolves.

However, all damage dealt by a card's ability is dealt simultaneously regardless of where it appears in the ability's text.

**Example:** Mighty Lance (CotA 221) has the text: **"Play:** Deal 3♦ to a creature and 3♦ to a neighbor of that creature."**"** That damage to both creatures is dealt simultaneously even though it appears twice in the ability's text.

## USING CARDS VIA OTHER CARD ABILITIES

If a card ability allows a player to play or use another card (or to fight or to reap with a card), the chosen card may belong to any house unless the ability specifically states otherwise.

When using a card via a card ability, any other requirements of using the card (such as exhausting to reap, fight, or resolve its **"Action:"** ability) must be observed, or the card cannot be used.

Players can only use cards they control, unless a card ability specifically states otherwise.

## THE RULE OF SIX

Occasionally, a situation may emerge in which, through a combination of abilities, the same card may be played or used repeatedly during the same turn. A player cannot **play and/or use** the same card and/or other copies of that card (by title) more than **six times** during a given turn.

## CONSTANT ABILITIES

If a card has an ability that does not have a boldfaced precursor, the ability is a constant ability that is active so long as the card remains in play and meets all conditions specified by the ability.

Constant abilities on a card are active even while that card is exhausted. Applying the effects of a constant ability is not considered *using* a card and therefore does not cause the card to exhaust.

## CHAINS

Chains represent supernatural bindings that are occasionally placed onto specific Archons by the Architects: sometimes in an effort to better challenge the Archon to grow and overcome greater adversity, and other times to penalize the Archon for breaking a rule or a piece of Crucible etiquette.

A player may gain chains through card abilities during a game. When a player gains chains, that player increases their chain tracker by the number of chains gained.

Each time (including during setup) a player with one or more chains would draw one or more cards to refill their hand, that player draws fewer cards (based on their current chain level, see below) and then sheds one chain by reducing their chain tracker by one.

The more chains a player has, the greater the card penalty becomes.

**Chains 1–6:** draw 1 fewer card.

**Chains 7–12:** draw 2 fewer cards.

**Chains 13–18:** draw 3 fewer cards.

**Chains 19–24:** draw 4 fewer cards.

**Example:** *Tori has been assigned seven chains. During setup, Tori will draw two fewer cards and shed a chain. Then, the next six times Tori refills her hand, she will draw up to five cards and shed another chain. After all of her chains have been shed, Tori will draw to the standard hand size.*

## CHAIN HANDICAPS (OPTIONAL)

When playing a game between a weaker deck and a stronger deck, players may use chains as a means to handicap the stronger deck. Chains are used when players want a fair game between two known decks rather than a potentially unfair competition between decks that aren't known. When playing with new decks, or competing in a tournament, players will not use this handicap.

## SUGGESTIONS FOR ASSIGNING CHAINS

When the players have a sense that a particular deck is stronger than the opposing deck, start it with four chains. From then on, every time the chained deck wins three games in a row against that opposing deck, adjust the number of chains up by one, and if it loses three games in a row, adjust the number of chains down by one.

As a player plays more games with their collection, the number of chains assigned to a deck will fluctuate up and down based on the matchup and how well the deck has performed against the opposing deck.

## CHAIN BIDDING

If players are reasonably familiar with two decks they can ignore the suggested number of chains, and instead bid a number of chains for the right to use a particular deck.

**Example:** *Terry and Julie decide to play Mother Mahospot against Chancellor Fisher. Mother Mahospot is a deck that both players are very familiar with, feel is quite strong, and enjoy playing. Chancellor Fisher is a newer deck, that the players are not as comfortable playing. The above guidelines suggest they begin with four chains on Mother Mahospot. Julie looks at Fisher, considers a moment, and says, "I'll play Mother Mahospot at five." Terry raises to six. Julie goes to seven. Terry decides to let her play it at seven, and plays Chancellor Fisher.*

## WHAT'S NEXT

You are now familiar with the basic rules of the game. The next section of this book contains a Glossary of advanced concepts that can be referenced while playing or interpreting card abilities.





## CREATURE



## ARTIFACT



## ACTION



## UPGRADE



## ARCHON IDENTITY



## CARD ANATOMY

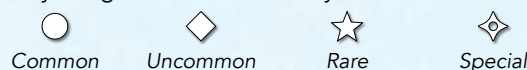
1. House
2. Card Name
3. Card Type
4. Bonus Icons
5. Traits
6. Card Ability Text
7. Flavor Text
8. Power
9. Armor
10. Artist
11. Set Icon
12. Card Number within Set
13. Rarity
14. Deck Name
15. Archon Image
16. Deck Registration Code

## DECK LIST



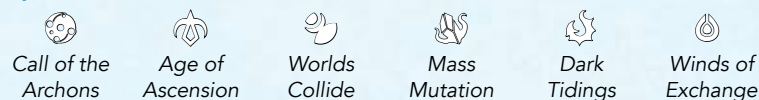
## RARITY

A card's rarity symbol can be found at the bottom of the card, near the collector number. It is used by the deck-generation algorithm to determine how frequently a card will appear in decks. Special cards do not obey the game's standard rarity rules.



## SET ICONS

Every KeyForge set has its own icon, which is found near the rarity symbol at the bottom of each card.





# GLOSSARY

This Glossary includes a number of concepts and terms players may encounter while playing the game, in alphabetical order. Instead of reading this section from beginning to end, players are encouraged to only look up new concepts as they are encountered during play.

## ABILITY, CARD ABILITY

An ability is the special game text a card contributes to the game.

Unless an ability explicitly references an out-of-play area (such as a hand, deck, archives, or discard pile), that ability can only interact with cards that are in play. Abilities that interact with a card after it is destroyed can interact with that card while it is in the discard pile.

Abilities on a creature, artifact, or upgrade are only active (and can only be resolved) while that card is in play, unless the ability explicitly references being used from an out-of-play area. Once an ability on a card has started to resolve, that ability will finish resolving even if the card leaves play.

If resolving part of the instructions of a card ability causes other card effects to begin to resolve, resolve those other card effects before continuing to resolve the instructions of the first card.

## ACTION ABILITY

To use an “**Action:**” ability during their turn, the active player must exhaust the card. The ability then resolves.

## ACTIVE HOUSE

The active house is the house that the active player has chosen for the current turn.

## ACTIVE PLAYER

The active player is the player taking the current turn. Unless otherwise specified by the card’s ability, the active player makes all necessary decisions for all card abilities. Whenever multiple effects happen at the same timing point, the active player decides the order in which those effects resolve.

## ADJACENT

When a creature card refers to a game element as being “adjacent” to that creature or being played “adjacent” to that creature, it is referring to a card being in or being played into the position to the immediate right or immediate left of that creature.

See “Neighbor” on page 17.

## ÆMBER

Æmber is tracked by Æmber tokens, and is used to forge keys.

Only Æmber in your own Æmber pool is considered “yours” for the purpose of card effects.

**See also:** Capture, Keys, Reap, Steal.



Æmber Token

## ÆMBER BONUS ICON

See “Bonus Icons” on page 11.

## ALPHA

When a card has the Alpha keyword, it can only be played if you haven’t played, used, or discarded any other cards during the current step of your turn.

## ANOMALY

This symbol indicates that a card is an anomaly card. An anomaly card is an extremely rare card that is a preview of possible future sets of KeyForge. An anomaly card may appear in any house, and is treated as belonging to that house for all game purposes.



## ARCHIVES


A player’s archives is a facedown game area in front of that player’s Archon identity card. Card abilities are the only means by which a player is permitted to add cards to their archives. During step 2 of a player’s turn, after they select an active house, the active player is permitted to pick up all cards in their archives and add those cards to their hand.

Cards in a player’s archives are considered out of play. A player may look at their archives at any time. A player is not permitted to look at an opponent’s archives.

If the ability instructing a player to archive a card does not specify where the card is archived from, the archived card comes from that player’s hand. If an ability “puts” a card into a player’s archives, abilities that **resolve** when a card is archived will not **resolve**.

## ARMOR

Some creatures have an armor value to the right of the card title. Armor prevents an amount of **pending** damage equal to the armor value that the creature would be dealt each turn.

**Example:** *You have a creature in play that has 2 armor. It is dealt 1  from an opponent’s card ability (which is considered pending damage during the resolution of the ability). Your creature’s armor prevents the pending damage, and the creature’s armor is reduced by 1 for the remainder of the turn. Later that same turn, your creature is in a fight with an enemy creature that has 3 power. You creature has 3 pending damage, its remaining 1 armor prevents 1 pending damage, and your creature is dealt 2 damage.*

If a creature gains armor, the gains are additive and accumulate on top of the creature’s printed armor value.

If a creature gains armor during a turn, the gained armor does not prevent damage already dealt that turn. If a creature loses armor during a turn, it is not retroactively dealt damage that was already prevented by the armor.

If a creature loses any amount of armor, it loses armor that has been used to prevent **pending** damage this turn before it loses armor that has not been used to prevent **pending** damage this turn.

If a creature has a “~” symbol in its armor field, the creature has no armor. Such creatures may gain armor through card effects.



## AS IF IT WERE YOURS/AS IF YOU CONTROLLED IT

If a card effect instructs you to use a card “as if it were yours” or “as if you controlled it,” it causes you to use the card even if you don’t control it. You never gain control of the card during this process, but you resolve the effect as if you controlled the card.

When using a card “as if it were yours/as if you controlled it” that instructs you to sacrifice the card as part of the effect, the card is still sacrificed as if you controlled it.

## ASSAULT (X)

When a creature with the assault (X) keyword is used to fight, it deals **pending** damage equal to its assault value (X) to the creature it is fighting before the fight resolves. (The active player chooses whether this occurs before or after other “Before Fight” effects and keywords.) If this damage destroys the other creature, the rest of the fight does not occur.

If a creature with the assault (X) keyword gains another instance of the assault (X) keyword, the two X values are added together.

## ATTACK, ATTACKER, ATTACKING

See “Fight” on page 7.

## BATTLELINE

The battleline is the ordered line of creatures a player controls in play. See “Creatures” on page 6.

## BEFORE

If the word “before” is used in an ability (for example, “**Before Reap:**” or “**Before Fight:**”), that ability resolves before resolving the game effect of the reap or fight (but after the card exhausts, if exhausting is required to use the card).

## BONUS ICONS

Many cards have one or more bonus icons in the upper-left corner, below the house icon. After a card with a bonus icon is played, the first thing the active player does is resolve each bonus icon on that card. These icons are resolved after the card enters play (if it is an artifact, creature, or upgrade), but before resolving any “**Play:**” abilities on that card or any abilities that trigger “after” that card is played.

Bonus icons must be resolved in the order printed on the card, from top to bottom. Resolving each bonus icon is mandatory.

There are four types of bonus icons:

**Æmber** (🔮): Gain 1 Æmber from the common supply.

**Capture** (👤): A friendly creature captures 1 Æmber from the opponent. This Æmber may be captured by any friendly creature, including the creature with the capture icon. If a card has multiple capture icons, the captured Æmber may be distributed among multiple creatures.

**Damage** (🔥): Deal 1 damage to a creature in play. This damage may be dealt to the creature with the damage icon. Note that if there are no enemy creatures in play, this damage must be dealt to a friendly creature. If a card has multiple damage icons, each damage icon is resolved separately, one at a time, and the

damage may be distributed among multiple creatures. Damage dealt by a bonus icon is not considered to be dealt by the card on which the icon appears.

**Draw** (📖): Draw 1 card.

## CANNOT VS MUST/MAY, CANNOT VS PERMISSIVE

If two card effects are simultaneously instructing a player that they “cannot” do something and that they “must” or “may” do the same thing, the “cannot” effect takes precedence.

**Example:** *Anna controls a Pitlord (COTA 093) which reads “While Pitlord is in play you must choose Dis as your active house.” On their next turn Anna’s opponent plays Restringuntus (COTA 094) which reads “**Play:** Choose a house. Your opponent cannot choose that house as their active house until Restringuntus leaves play.” and chooses Dis for its ability. On Anna’s next turn, she both must and cannot choose Dis, but because cannot takes precedence over must, she only cannot choose Dis and must choose one of her other houses instead.*

If two card effects are simultaneously instructing a player that they cannot do something and that they may do something, the “cannot” effect takes precedence.

## CAPTURE

Captured Æmber is taken from an opponent’s Æmber pool and placed on a creature controlled by the capturing player. Players may not spend captured Æmber.

When a creature with Æmber on it leaves play, the Æmber is placed in the opponent’s Æmber pool.

Unless otherwise specified, Æmber is placed on the creature that captured it.

## CAPTURE BONUS ICON 📖

See “Bonus Icons” on page 11.



## CENTER OF THE BATTLELINE

A creature is in the center of the battleline when there are an equal number of creatures to both that creature's left and right side.

There is only a center of a battleline if there is an odd number of creatures in that battleline. When there is an even number of creatures in a battleline, there is no center. If there is only one creature in the battleline that creature is in the center.

## CHAIN, CHAINS

Some card abilities cause a player to gain one or more chains. If a player gains chains, that player increases their chain tracker by the number of chains gained.

If a player has at least one chain when refilling their hand and would draw cards based on the number of remaining cards in their hand, they draw fewer cards according to the chart below. Then, they shed one chain by reducing the number on their chain tracker by one.

**Chains 1-6:** draw one fewer card.

**Chains 7-12:** draw two fewer cards.

**Chains 13-18:** draw three fewer cards.

**Chains 19-24:** draw four fewer cards.

While drawing an initial hand of cards during setup, if a deck has chains assigned to it, the chains also apply to the initial hand of cards drawn as if you were refilling a hand during step 5. A chain is shed for this initial draw as per the standard rules.

See "Chains" on page 8.

## CONTROL AND OWNERSHIP

A player owns the cards that begin the game in their deck.

When a card is played, it enters play under the control of the active player.

A player can take control of an opponent's card. When this happens, that card is placed in the new controller's play area. If it is a creature, it is placed on a flank of the new controller's battleline. If multiple effects that take control of a card are used on the same card, the most recent effect takes precedence.

If a player takes control of a card that belongs to a house not in the new controller's deck, they can make that house the active house during step 2 of their turn.

If a card that has changed control leaves play for any reason, it moves to its owner's appropriate out-of-play zone.

If an ability refers to cards that a player "has" in play, it is referring to cards that player controls.

## COST, AT CURRENT COST

The base cost to forge a key is six  $\text{\textcircled{A}}$  Ember (6 $\text{\textcircled{A}}$ ). This cost may be modified by card abilities. The modified cost is referred to as the current cost.

## COUNTERS

Several status conditions and common game effects are represented with official game components known as counters. They include:



+1 Power  
Counters



Enrage  
Counters



Stun  
Counters



Ward  
Counters

Some cards may refer to counters that do not have official components to represent them. Examples include "Awakening," "Doom," and "Fuse." Players can use any available resources to represent these counters, including the generic counters included in the KeyForge Starter Set. These counters have no inherent rules, instead the card that creates them provides context to how the counters function.



Generic  
Counters

## DAMAGE

Damage a creature has taken is tracked by placing damage tokens on the creature. A creature with damage tokens on it is considered "damaged" for the purposes of card effects. If a creature has an amount of damage on it equal to or greater than its power, the creature is destroyed. Damage on a creature does not reduce its power. If multiple creatures are damaged by a single effect, that damage is dealt simultaneously.

Each time damage would be dealt to a creature, it is considered pending damage. Pending damage can be reduced or prevented in a variety of ways. Follow the steps below, in order, to resolve the pending damage:

1. If the creature "cannot be damaged," or "cannot be dealt damage," all of its pending damage is prevented.
2. If the creature has a ward counter, all of its pending damage is prevented, then the ward counter is discarded.
3. If the creature has armor, each point of armor prevents 1 pending damage, and the creature's armor value is reduced for the remainder of the turn by the amount of pending damage prevented.
4. All pending damage not prevented becomes damage dealt to the creature. If a creature has damage equal to or greater than its power, it is destroyed.

## DAMAGE BONUS ICON

See "Bonus Icons" on page 11.

## DEPLOY

A creature with the deploy keyword does not need to be played on the flank of its controller's battleline. Instead, when it is played it can be placed anywhere in its controller's battleline, including between two other creatures.



## DESTROYED

When a card is destroyed by a card effect or when a creature has damage on it equal to or greater than its power, that card is tagged for destruction. After it is tagged, then that card's **"Destroyed:"** abilities [resolve](#), and finally the tagged card is placed into its owner's discard pile. If multiple cards are simultaneously tagged for destruction, the active player chooses the order in which to resolve the **"Destroyed:"** abilities of any of those cards. All the tagged cards are put into their owners' discard piles simultaneously, and the active player chooses the order in which those cards are arranged in their owner's discard piles.

Once a card has been tagged for destruction, the only thing that can remove this tag is a replacement effect that uses the word "instead" and replaces the destruction of that card. An effect that heals a tagged creature does not remove the destroyed tag. An effect may move a tagged card to a different out-of-play area (such as the hand or archives), but that card is still considered to have been "destroyed" for the purposes of card effects.

If a **"Destroyed:"** ability causes more cards to be destroyed, they are also tagged for destruction, and their **"Destroyed:"** effects will also [resolve](#) before cards are placed in the discard pile. None of the cards that have been tagged for destruction are put into their owners' discard piles until all **"Destroyed:"** effects have finished resolving.

Players cannot choose to sacrifice or destroy a creature that is already tagged for destruction. A card that is already tagged for destruction cannot be tagged for destruction again, and any effect that attempts to destroy or sacrifice that card fails. That card still only resolves its **"Destroyed:"** abilities once.

A card only resolves **"Destroyed:"** abilities that it had at the time it was tagged for destruction. If a card gains a **"Destroyed:"** ability after it is already tagged, that ability does not [resolve](#).

Cards that are sacrificed also count as being destroyed. They are tagged for destruction following the same process outlined above.

**Example:** Dan has Archimedes in the middle of 4 other creatures and his opponent plays Gateway to Dis, destroying all creatures. First, all of Dan's creatures are tagged for destruction. Then Archimedes' neighbors "Destroyed:" effects resolve, archiving them. The battleline immediately collapses, but Archimedes' new neighbors have already been tagged for destruction and cannot gain a new "Destroyed:" ability, so they are placed in the discard pile along with Archimedes.

**Example:** Emily has a Jehu the Bureaucrat, Duma the Martyr with 2 damage, and Commander Remiel with 1 damage in play. Her opponent plays a Poison Wave, dealing 2 damage to each creature. This damage causes Duma the Martyr and Commander Remiel to be tagged for destruction. Duma the Martyr's "Destroyed:" effect resolves, healing Jehu the Bureaucrat and Commander Remiel. Since Commander Remiel was already tagged for destruction, it still goes to the discard pile with Duma the Martyr, but Jehu the Bureaucrat survives unscathed.

**Example:** Marcus has a Groggins with a Phoenix Heart in play. His opponent, Janelle, has a Dust Imp with a Soulkeeper, a Drumble, and a Shuffles in play. Marcus fights Dust Imp with Groggins, causing Dust Imp to be tagged for destruction. Dust

Imp's "Destroyed:" ability and the "Destroyed:" ability that Soulkeeper grants it both resolve simultaneously. Marcus chooses to let his opponent gain the 2 Æmber first, then resolve the Soulkeeper, which will destroy Marcus's most powerful creature—Groggins. When Groggins is tagged for destruction, the Phoenix Heart attached to it resolves, returning Groggins to Marcus's hand and dealing 3 damage to each other creature. This damage then tags Drumble and Shuffles for destruction. Finally, all the destroyed creatures still in play (Dust Imp, Drumble, and Shuffles) are placed in their owner's discard pile in the order of the active player (Marcus's) choice.

## DISCARD PILE

When a card is destroyed or discarded, it is placed on top of its owner's discard pile. The cards in each player's discard pile are open information, and may be referenced at any time.

The order of cards in a player's discard pile is maintained during play, unless a card ability causes this order to change.

When a player runs out of cards in their deck and is required to draw, that player shuffles their discard pile to create a new deck.

## DRAW BONUS ICON

See "Bonus Icons" on page 11.

## ELUSIVE

The first time a creature with the elusive keyword is chosen to be fought each turn, it is dealt no pending damage and deals no pending damage to the opposing creature in the fight.

Elusive only stops pending damage that would be dealt by each creature's power; damage dealt by keywords or other abilities still applies.

## END OF TURN

End of turn effects are resolved when a player's turn is over—after step 5, the "Draw Cards" step.



## ENEMY

If a card ability refers to an "enemy" game element, it refers to an element currently controlled by the opponent.

## ENHANCE

Each card with the Enhance keyword has added the indicated bonus icons to random cards in your deck. (This has already happened during the deck generation process.)

The enhance keyword has no effect during gameplay.


**Example:** Mutant Cutpurse has "Enhance ". As a result, three  bonus icons have been randomly added to cards in your deck. The Mutant Cutpurse itself gets no special ability from Enhance during gameplay.

Bonus icons that have been added by Enhance can be identified by the graphical element shown here:



## ENRAGE

When a creature becomes enraged, place an enrage status counter on it. When a creature with an enrage counter on it is used, it must be used to fight, if able. After a creature with an enrage counter on it is used to fight, remove all enrage counters from it.



Enrage Counter

If there are no enemy creatures in play, an enraged creature may be used to reap, or for its Action or Omni ability. While a creature has an enrage counter on it, it cannot be enraged again.

## EXALT

When an effect instructs you to “exalt” a creature, take 1 Æmber from the common supply and place it on that creature.

**Note:** When a creature with Æmber on it leaves play, the Æmber is placed in the opponent’s Æmber pool.

## FIGHT

When a player uses a creature to fight, the player exhausts the creature and chooses an opponent’s creature. Both creatures deal an amount of pending damage equal to their power value to the opposing creature in the fight, and both are “fighting” for the purposes of card effects.

After a creature is used to fight, if that creature survives the fight, all “**After Fight:**” abilities on that creature then resolve. If either creature in a fight has a constant ability referencing the end of the fight (example: “after an enemy creature is destroyed fighting this creature...”), the creature must survive the fight to resolve the ability. “**After Fight:**” abilities only resolve for the creature that was used to fight, not for the other creature in the fight.

If either creature in a fight is destroyed while resolving Assault, Hazardous, or “**Before Fight:**” abilities, then the fight (dealing damage based on power) is skipped. The creatures are not considered to have been in a fight for the purpose of card effects that reference “fighting” or “in a fight”, and “**After Fight:**” abilities will not resolve. Card effects that reference “after a creature fights” or “after a creature is used” will still resolve, as the creature was used to fight (even though the fight did not resolve).

**Note:** As of version 16.0 of this rulebook, all cards that have abilities that begin with “**Fight:**” should be read as “**After Fight:**”.

## “FIGHT WITH”

If an ability instructs a player to “fight with” or “ready and fight with” a creature, the ability is granting the player permission to use the designated creature to fight. The fight is resolved following the standard rules for fighting, against a creature controlled by the opponent.

## FLANK

The creatures on the far right and far left of a player’s battleline are on the flanks of the line. A creature in this position is referred to as a *flank creature*. Any time a creature enters play or changes control, the active player chooses which flank of its controller’s battleline it is placed on.

If a battleline only has one creature in it, that creature is on both the left and right flank and is considered a flank creature.

## FLIP

If an ability instructs you to flip a card, that card remains in the same position in the play area, and the card is placed with its opposing side face up.

Any counters and tokens remain on the card, and their effects apply immediately. Upgrades attached to cards remain attached to the card as long as it remains in play.

Cards that are flipped are not considered to have entered play or left play for the purpose of card effects. If a card that is flipped is not eligible to remain in play in its location (e.g., an action card in the battleline, or an upgrade not attached to a creature), that card is discarded (along with any upgrades attached to it). Any tokens or counters on the discarded card are moved to the common supply.

## “FOR EACH”

Some abilities include an effect that uses the term “for each” to determine the magnitude of the effect. Unless otherwise specified, a player may choose to affect a different card with each instance of such an effect.

**Example:** *Shard of Pain* reads “**Play:** Deal 1 damage to an enemy creature for each friendly Shard.” That damage may be distributed among multiple creatures.

Some abilities specify that a player must “choose a creature,” then do an effect to that creature using the term “for each.” Such abilities only affect a single creature.

**Example:** *Red Planet Ray Gun* reads “This creature gains, “**After Reap:** Choose a creature. Deal 1 damage to that creature for each Mars creature in play.”” That damage must be dealt only to the chosen creature—it cannot be distributed among multiple creatures.

## FORGE

See “Step 1: Forge a Key” on page 4.

## FRIENDLY

If a card ability refers to a “friendly” game element, it refers to an element currently under the control of the same player.

## GIGANTIC

Gigantic creatures are spread out over 2 cards, with one card containing the creature’s text box and the other its art, as shown:

In order to play a gigantic creature, a player must have both halves of the creature in hand, and play those cards together as a single creature. The top half of a gigantic creature has the text “1 of 2” next to its title, while its corresponding bottom half shares the same title and has the text “2 of 2” next to its rarity icon.





A gigantic creature counts as 2 cards while out of play, but as a single creature card while in play. Playing a gigantic creature only counts as playing 1 card, and therefore it is allowed on the first turn. After a gigantic creature leaves play, the 2 halves are treated as separate cards again.

Both halves of a gigantic creature have the same title, house, and card type. Otherwise, each half has the attributes printed on it: the top half has bonus icons, while the bottom half has power, armor, and the text box.

If a card instructing you to play or put into play a creature chooses one half of a gigantic creature, that effect will fail. If a card instructs you to play or put into play both halves of a gigantic creature, the gigantic creature will be played or put into play.

**Example:** *Bella plays Wild Wormhole, allowing her to play the top card of her deck. She looks at the top card and sees that it is the top half of Ultra Gravitron. She cannot play that card from the top of her deck (even if she has the other half of Ultra Gravitron in her hand), so the card is returned to the top of her deck.*

## GRAFT

If a card ability instructs you to graft a card onto another card, the card being grafted is placed faceup under the other card. The grafted card is not considered to be in play. If the card onto which it is grafted leaves play, the grafted card is placed in its owner's discard pile.

## HAUNTED

While a player has 10 or more cards in their discard pile, that player is haunted. Being haunted has no inherent game effect, but it may be referenced by card abilities.

## HAZARDOUS (X)

When a creature with the hazardous X keyword is chosen to be fought, it deals X [pending](#) damage to the opposing creature before the fight resolves. (The active player chooses whether this occurs before or after other "Before Fight" effects and keywords.) If this damage destroys the other creature, the rest of the fight does not occur.

If a creature with the hazardous (X) keyword gains another instance of the hazardous (X) keyword, the two X values are added together.

## HEAL

If an ability "heals" a creature, remove the specified amount of damage from the creature.

If an ability "fully heals" a creature, remove all damage from the creature.

Any creature can be chosen to be healed by a card effect that heals, even if it does not have any damage on it. However, if no damage is removed from the creature, it is not considered to have been "healed" for the purpose of card effects that reference healing.

## HOUSE CHOICE

Each turn, a player must choose one of the three houses indicated by their Archon identity card, if able. Some card abilities may restrict a player's house choice.

If a player has gained control of a card that does not belong to one of their three houses, that card's house becomes an eligible choice for that player while the player retains control of the card.

If there is no legal choice of house, the player plays the turn with no active house.

If a player is faced with two (or more) "must choose" mandates, the player may choose either of those options.

## "IF YOU DO" AND "IN ORDER TO"

If an ability includes the phrase "if you do" or "in order to," the player referenced by the ability must successfully and completely resolve the text that precedes that phrase before they can resolve or perform the text that follows that phrase. In other words, if the first part of the ability is not successfully and completely resolved, that which follows the phrase does not resolve or cannot be performed.

## INFINITE LOOPS

While most repeatable interactions involve playing or using cards, and thus are limited by the Rule of Six, in very rare cases, an infinite loop can happen where two or more card abilities will continue to trigger each other repeatedly. In such cases, the active player simply chooses how many times they want to resolve the loop, adjusts the game state accordingly, and then stops resolving the loop so play can resume as normal.

## INVULNERABLE

If a creature has the invulnerable keyword, it cannot be dealt damage and cannot be destroyed.

A creature with invulnerable can leave play by means other than being destroyed, such as being purged, archived, returned to hand, or shuffled into its owner's deck.

Because a creature with invulnerable cannot be destroyed, it remains in play even if its power is 0.

## KEYS

The first player to forge all three of their keys immediately wins the game.

Each player has one key of each color: red, blue, and yellow. Some card abilities may reference the color of your keys, including which of your keys are forged or unforged.

For details on forging keys, see "Step 1: Forge a Key" on page 4.

## LASTING EFFECTS

Some card abilities create effects or conditions that affect the game for a specified period of time, such as "until the start of your next turn," "for the remainder of the turn", or "the next time." These are called lasting effects.

Lasting effects are treated as constant abilities that are active for

the duration specified by the effect. A lasting effect persists even if the card that created the effect leaves play.

If a lasting effect refers to “the next time,” it applies to the next time the text that follows that phrase begins to happen during the current turn.

If a lasting effect affects cards in play, it applies to all cards in play during the specified period, regardless of whether they were in play at the time the lasting effect was established.

## LEAST POWERFUL

A reference to the “least powerful” creature refers to the creature in play with the lowest power. If there are multiple creatures that qualify, each is considered “least powerful.”

If an ability requires the selection of a single least powerful creature, and multiple creatures are tied, the active player chooses one.

### GROUPS OF “LEAST POWERFUL”

If a card effect refers to a group of “the X least powerful” creatures, it is referring to a number of creatures in play that have an equal or lower power than every creature that does not belong to that group. If there are not enough creatures with the lowest power to fulfill the group, then a creature with the next lowest power is eligible to be considered a part of the group. This continues until the group has been filled or there are no creatures remaining. If at any point multiple creatures are tied at the same power that could qualify them for the group, but there is not enough space in the group for each tied creature, the active player chooses which of the tied creatures are part of the group.

## LEAVES PLAY

When a card that is in play leaves play (is returned to hand or deck, destroyed, discarded, archived, or purged), all non-Æmber tokens and status cards on the card are removed, all upgrades on the card are discarded, and all lasting effects applied to the card expire.

When a card moves from an in-play zone to an out-of-play zone in which the identities of cards are hidden from the opponent (such as a player’s hand, deck, or archives), any pending effects that are currently or about to interact with that card no longer do so, unless a card effect explicitly states that it interacts with that zone.

When a creature with Æmber on it leaves play, the Æmber is placed in the opponent’s Æmber pool. If a non-creature card with Æmber on it leaves play, the Æmber is returned to the general token pool.

When a card leaves play it is always put into its owner’s appropriate out-of-play zone, unless a card effect explicitly states that it interacts with that zone.

If cards leave play while resolving an ability, later instructions in the same ability refer to the cards as they were immediately prior to leaving play.

**Example:** Code Monkey (WC 147) has the text: “**Play:** Archive each neighboring creature. If those creatures share a house, gain 2 🏠.” If one of the archived cards was affected by an effect that

changed which house it belonged to, then the second part of Code Monkey’s ability refers to the houses to which those cards belonged immediately before being archived.

## LEGACY

This symbol indicates that a card is a legacy card. A legacy card is a rare instance of a card that has been brought forward from a previous set of KeyForge. It is legally part of the deck it is in for all game purposes, including tournament play.



## MAVERICK

This symbol indicates that a card is a maverick. A maverick is an extremely rare instance of a card that has left its standard house and is now a part of a new house. For all game purposes, treat a maverick as belonging to the house printed on its graphic template.



## MAY

If an ability includes the word “may,” the text that follows “may” is optional. If a player chooses to resolve a “may” ability, the player must resolve as much of the ability as they are able.

## MOST POWERFUL

A reference to the “most powerful” creature refers to the creature in play with the highest power. If there are multiple creatures that qualify, each is considered “most powerful.”

If an ability requires the selection of a single most powerful creature, and multiple creatures are tied, the active player chooses among the tied creatures.

### GROUPS OF “MOST POWERFUL”

If a card effect refers to a group of “the X most powerful” creatures, it is referring to a number of creatures in play that have an equal or higher power than every creature that does not belong to that group. If there are not enough creatures with the highest power to fulfill the group, then a creature with the next highest power is eligible to be considered a part of the group. This continues until the group has been filled or there are no creatures remaining. If at any point multiple creatures are tied at the same power that could qualify them for the group, but there is not enough space in the group for each tied creature, the active player chooses which of the tied creatures are part of the group.

**Example:** Tom plays the action card “Three Fates (COTA 071) which reads, “**Play:** Destroy the 3 most powerful creatures.” In play there is an 8 power creature, a 7 power creature, and two 5 power creatures. Tom must select 3 creatures to fill the group and must choose the 8 power creature as the first creature for the group. There are no other creatures in play that are tied for most powerful. In order to fill the group the next most powerful creature is selected, the 7 power creature. After this creature is selected, again there is no creature in play that is tied at 7 power, so a creature from the next highest power must be selected. Tom thus must choose one of the 5 power creatures to complete the group.



## MOVE

When a card instructs you to move Æmber, take that Æmber off of that card/location and move it to another card/location. This does not count as capturing, stealing, or losing Æmber.

When a card instructs you to move damage, take that damage off of one card and place it on to another card. This does not count as damaging the second card, and is not prevented by armor or other effects that prevent damage.

When a card instructs you to move a creature, that creature must remain under its current controller's control unless the card also specifies that a different player is taking control of that creature. A player may "move" a creature such that it remains in the same position in the battleline.

## MULLIGAN

During setup, each player, starting with the first player, has one opportunity to mulligan their starting hand. This is done by shuffling the starting hand back into the deck and drawing a new starting hand with one fewer card in it.

After a player chooses to mulligan, that player must keep the new starting hand.

If a player is using a deck that has chains applied to it at the start of the game and takes a mulligan, they do not shed a chain from the mulligan, but do draw one fewer card than they had before the mulligan as per the normal mulligan rules.

## NEIGHBOR

The creatures to the immediate left and right of a creature in a player's battleline are its neighbors.

## OFF HOUSE

An off house card is any card that belongs to a house that is not the active house.

## OMEGA

When a card with the Omega keyword is played, the current step of the game ends. The active player cannot play, use, or discard any more cards for the remainder of the step. Any pending effects and triggers complete their resolution, then play continues to the next step.

## OMNI

The active player may trigger any "Omni:" abilities under their control during any of their turns, even if the card with the "Omni:" ability does not belong to the active house. When a player uses a creature to trigger its "Omni:" ability, the player exhausts the creature and then resolves the "Omni:" ability.

## OPPOSING

When a creature is used to fight or is chosen to be fought, the other creature in the fight is the opposing creature.

## PAY

If a player must pay Æmber to an opponent, the Æmber is

removed from the paying player's pool and added to the opponent's pool.

## PENDING DAMAGE

Pending damage is used in other glossary definitions to help explain damage prevention. See "Damage" on page 12.

## PLAY

When a card has a "Play:" ability, the effect occurs any time the card is played. For creatures, artifacts, and upgrades, the ability resolves after the card enters play. For action cards, the ability resolves, and then the card is immediately placed in its owner's discard pile.

If an ability "plays" a card from a source other than hand, "Play:" abilities on the card resolve. If an ability "puts" a card "into play," "Play:" abilities on the card do not resolve.

## POISON

Any damage dealt via the power of a creature with the poison keyword during a fight destroys the damaged creature. This occurs when the damage is successfully applied to the opposing creature.

Poison has no effect if all of the damage is prevented by armor or prevented by another ability—poison only resolves when one or more damage is successfully dealt.

Poison refers only to damage that would be dealt by the creature's power, not by damage that is dealt by keywords or other card abilities.

## POWER COUNTER +1, POWER STATUS CARD

When a creature is given a "+1 power counter," one such status counter is placed on the creature. For each of these counters that is on a creature, that creature's power is increased by one.



+1 Power Counter

**Note:** The original *Call of the Archons* starter set used +1 power cards, instead of cardboard counters. These cards are used exactly like +1 power counters.

## PRECEDING, REPEAT THE PRECEDING

If card text instructs players to repeat a preceding effect, the entirety of the effect before the text providing the instruction to repeat resolves again.

**Note:** Repeating an effect does not interact with the Rule of Six (see page 7), as the Rule of Six only applies to playing or using cards, not triggering their effect multiple times.

## PURGE

When a card is purged, it is removed from the game and placed faceup beneath its owner's Archon identity card. Purged cards no longer interact with the game state in any manner.

## REAP

When a player uses a creature to reap, the player exhausts the creature, gains 1 Æmber for their Æmber pool, and then all

“**After Reap:**” abilities on the creature resolve.

**Note:** As of version 16.0 of this rulebook, all cards that have abilities that begin with “**Reap:**” should be read as “**After Reap:**”.

## REFERENCE CARDS

Reference cards are included in KeyForge Archon decks to convey helpful information to players. These cards should be kept near the play area, where either player can view them. Reference cards never enter play and are not controlled by either player.

Examples of reference cards include the Archon Identity card, the Tide reference, Token Creature references, and Quick Reference cards.

## REPEAT

If card text instructs players to repeat an effect, the entirety of the effect resolves again, including the text to repeat the effect. If the card that is creating a repeating effect is removed from play, the effect can no longer repeat.

Cards with the text “trigger this effect again” will also repeat the entire effect, including the text to trigger the effect again.

**Note:** Repeating an effect does not interact with the Rule of Six (see page 8,) as the Rule of Six only applies to playing or using cards, not triggering their effect multiple times.



See also “Preceding.”

## REPLACEMENT EFFECTS

Some abilities completely replace the resolution of another effect or game step. These abilities are referred to as “Replacement Effects” and can be identified by use of the word “instead.” A replacement effect specifies what part of an effect or game step it is replacing. When that effect (or part of an effect) or game step would occur, it does not occur and the replacement effect happens in its place.





If a replacement effect causes something that is tagged for destruction to not be destroyed, this replacement effect does not resolve until the card would be put into the discard pile. When the card would be put into the discard pile, instead of putting the card into the discard pile, remove the destroyed tag and complete the instructions of the destruction replacement effect.

If no effect is specified by the replacement effect, it refers to another part of the same effect the replacement effect is a part of.

**Example:** Aaron plays *Dimension Door*, and then reaps with a creature. Normally Aaron would gain 1  from reaping with the creature. However, the *Dimension Door* has set up a replacement effect that replaces the gaining of an *Æ* Ember from reaping with stealing an *Æ* Ember, so Aaron steals 1  instead.

**Example:** Katherine has a *Commander Remiel* with an *Armageddon Cloak* attached to it, and her opponent plays *Gateway to Dis*, destroying each creature in play. The destroyed effect given to *Remiel* by the *Armageddon Cloak* is a replacement effect that is replacing the destruction of the creature. This destruction is being replaced with healing the creature fully and destroying the *Armageddon Cloak* instead.

This causes the destroyed tag to be removed from *Commander Remiel* and be given to the *Armageddon Cloak*.

**Example:** Jamie plays *Ronnie Wristclocks* while her opponent has 7 . Normally, *Ronnie Wristclocks*'s play effect steals 1  from her opponent, but since Jamie's opponent has 7 or more *Æ* Ember, the replacement effect kicks in and replaces stealing 1  with stealing 2  instead.

## RETURN

When captured *Æ* Ember is returned, it is placed in the opponent's *Æ* Ember pool.

## SACRIFICE

When a player is instructed to sacrifice a card, that player must discard that card from play.

When a card is sacrificed, that card is considered to have been destroyed, and any “**Destroyed:**” abilities the card has resolve.

A player cannot sacrifice a card they do not control.

## SEARCH

When a player searches a game area (such as a deck), that player looks at all the cards in the specified area without showing those cards to the opponent. A player may choose to fail to find the object of a search.

If an entire deck is searched, the deck must be adequately shuffled upon completion of the search.

After a player searches a hidden game area for a card with specified characteristics, they must reveal that card.

While a game area (or a part of a game area) is being searched, the cards being searched are kept in the same order and are considered to still be in that game area.

## SELF-REFERENTIAL TEXT

If a card's ability refers to its own title, that reference is only to itself and not to other copies of the card.

If a card copies or gains the text of another card, any self-referential text now refers to the creature gaining the text.

**Example:** You use *Creed of Nurture*, revealing *Bad Penny* from your hand and choosing a *Dust Pixie* in play. *Dust Pixie* will effectively gain the text: “**Destroyed:** Return *Dust Pixie* to your hand.”

If an upgrade gives a creature an ability that refers to the upgrade's own title, that reference is considered self-referential text. It refers only to that copy of the upgrade and not any other copies of the upgrade.

If a creature gains an ability that refers to that creature's own title, that reference is considered self-referential text.

## SKIRMISH

When a creature with the skirmish keyword is used to fight, it takes no damage from the opposing creature when the damage from the fight is dealt.



This applies only to damage that would be dealt by the opposing creature's power, not by damage that is dealt by keywords or other card abilities.

## SPLASH

When an ability deals damage to a creature "with splash damage," the splash damage is dealt to each of the chosen creature's neighbors.

## SPLASH-ATTACK (X)

When a creature with the splash-attack (X) keyword is used to fight, it deals pending damage equal to the splash-attack (X) value to each of the opposing creature's neighbors. This damage is dealt simultaneously with the pending damage dealt by the fighting creature's power. Creatures that are destroyed by Splash-Attack damage are considered to have been destroyed in a fight.

If a creature with the splash-attack (X) keyword gains another instance of the splash-attack (X) keyword, the two X values are added together.

## STEAL

When an ability steals Æmber, the stolen Æmber is removed from the opponent's Æmber pool and added to the Æmber pool of the player resolving the steal ability.

If an ability steals more Æmber than a player has remaining in their pool, the ability steals only the amount remaining in the pool.

## STUN, STUN STATUS CARD

When a creature becomes stunned, place a stun status card on it. While a creature is stunned, it cannot fight, reap, or use action or omni abilities.

Any time a stunned creature could normally be used, it can instead be used by exhausting it to remove its stun status card.

If a card effect would cause a stunned creature to fight, reap, or use an action or omni ability, instead that creature is exhausted and the stun status card is removed. This is considered "using" that creature.

Constant abilities and abilities that do not require the creature to reap, fight, or be used are still active.

A stunned creature cannot be used to fight, but if a stunned creature is chosen to be fought, it still deals damage equal to its power in that fight.

While a creature is stunned, it cannot have another stun status card placed on it. If an effect attempts to stun a stunned creature that effect does not stun the already stunned creature.

**Note:** The original *Call of the Archons* starter set used stunned cards instead of cardboard counters. These cards are used exactly like stunned status counters.



Stun Counter

## SWAP

If two game elements are swapped, they exchange places with one another.

When two creatures in the same battleline are swapped, they exchange positions. This means that each takes the position in the battleline of the other. The two creatures swapped must always be controlled by the same player.

If cards from two distinct game areas are swapped (such as a card in play and a card in hand), the cards switch game areas.

## SWAP CONTROL

When a card ability instructs players to swap control of cards, the cards exchange places with one another, and each player gains control of the specified cards from their opponent.

When two creatures in different battlelines swap control, they each move to occupy the space of the other in the opposing battleline. Any upgrades, token and counters on the creatures remain with the creatures.

## TAUNT

If a creature has the taunt keyword, any of its neighbors that do not have the taunt keyword cannot be chosen to be fought by an enemy creature that is being used to fight. In the battleline, taunt creatures are slid slightly forward to indicate their presence to the opponent.

## "THIS WAY"

If an ability refers to an effect that occurred "this way," it is referring to an effect that was produced by the same resolution of that same ability.

## TIDE

The tide is a game state represented by the Tide reference card, which is included with some *KeyForge* decks. If one or more *KeyForge* decks used in a game include a Tide reference card, then all players can interact with, and be affected by, the tide.

The tide reference card helps players track whether the tide is high or low for them, and to serve as a reminder that they have access to the "Omni:" ability to raise the tide.

At the start of each game, the tide is neutral (neither high nor low). When either player raises the tide, the tide becomes high for them and low for their opponent. If the tide is already high for a player, they cannot raise the tide.

During the active player's turn, they may use the ability "Omni: Raise the tide. Gain 3 chains." This ability is granted by the game rules and not by a card ability. Unlike most "Omni:" abilities, this ability does not require a player to exhaust any card. A player can use this ability any number of times in a turn.

When a card effect instructs a player to raise the tide, they should rotate the Tide reference card such that the side labeled "High Tide" is facing them and the side labeled "Low Tide" is facing their opponent.

Card abilities that refer to the tide are indicated by this icon: ☪

## TOKEN CREATURES

Some KeyForge decks include a token creature reference card. Such decks have the ability to make token creatures through card abilities.

When a card ability instructs you to make a token creature, take the top card of your deck and put it into play, facedown, as an exhausted creature on a flank of your battleline. This facedown card is considered to be a copy of the creature described on your token creature reference card.

Token creatures can be used just like creatures and count as creatures for the purposes of card abilities.

You may look at the reverse side of your token creatures in play. You cannot look at the reverse side of your opponent's token creatures.

When a token creature leaves play, it reverts to its printed card type after it is moved to the appropriate out-of-play zone.

If you take control of your opponent's token creature, it remains the same kind of token creature as when it was made; it does not change to a different kind of token creature.

If you take control of an opponent's card that makes token creatures, but your deck does not include a token creature reference card, the "make a token creature" effect does nothing. Likewise, if you take control of an opponent's card that refers to a specifically named token creature, and your deck does not contain that named token creature reference card, any ability that refers to named token creature does not resolve.

**Example:** You play "Borrow" to take control of your opponent's *Blorb Hive*, which reads "**Omni:** Destroy a friendly creature. If you do, make 2 *Blorbs*. Then, if you control 10 or more *Blorbs*, destroy *Blorb Hive* and forge a key at no cost." Your deck does not contain a token creature reference card, so when you use *Blorb Hive*'s *Omni* ability, it destroys a friendly creature, but it cannot make 2 *Blorbs*.

## TRAITS

Traits are descriptive attributes (such as "Knight" or "Specter") that may be referenced by other cards. Traits are listed at the top center of a card's text box. Traits have no inherent game effect, but may be referenced by card abilities.

## TURN

A turn consists of one player performing the five steps detailed in the game's turn sequence, which are:

1. Forge a key.
2. Choose a house.
3. Play, discard, and use cards of the chosen house.
4. Ready cards.
5. Draw cards.

## UNFORGE

If a previously forged key is "unforged," flip the key token to its unforged side. The key no longer counts toward its controller's victory condition and must be forged again to win the game.

## USE

See "Using Cards" on page 6.

## WARD

When a creature becomes warded, place a ward status counter on it. If a creature with a ward counter on it would be damaged, destroyed, or leave play, instead discard each ward counter on it. (**Note:** This prevents the creature from being tagged for destruction.)



Ward Counter

While a creature has a ward counter on it, it cannot be warded again.

If a ward counter is placed on a creature after it has already been tagged for destruction, the ward counter will not prevent the creature from leaving play. However, it will prevent the creature from leaving play in other ways, such as being returned to hand.

## X

Sometimes X is used to specify a value that is defined by a card ability. Unless defined by a card ability, the value of X is equal to 0.

**Example:** *Picaroon* has a power of X and the ability "X is the combined power of *Picaroon*'s neighbors." If your opponent plays *Shadow of Dis*, *Picaroon* will no longer have that ability, so *Picaroon*'s power will be 0.

## ERRATA

This section contains the official errata that have been made to previously printed KeyForge cards or rules. Errata overrides the previously printed information.

## GENERAL ERRATA

General errata are broad changes to the game rules and/or large sections of the card pool.

### Fight Abilities

All abilities that begin with "**Fight:**" should read "**After Fight:**". This does not change the timing of when such abilities resolve. The errata has been made for clarity about the proper timing.

### Reap Abilities

All abilities that begin with "**Reap:**" should read "**After Reap:**". This does not change the timing of when such abilities resolve. The errata has been made for clarity about the proper timing.

## CARD-SPECIFIC ERRATA

The following errata applies to specific KeyForge cards. Note that many times cards are reprinted in later sets, and in such cases, the cards are printed in their updated state.

### Auto-Legionary 🗡️214

Should read:

**Action:** Put Auto-Legionary on a flank of your battleline. While in the battleline, it is considered a creature with 5 power and may be used as if it belonged to the active house.



## Bait and Switch 267

Should read:

**Play:** If your opponent has more than you, steal 1. Repeat the preceding effect if your opponent still has more than you.

## Biomatrix Backup 208

Should read:

This creature gains, "**Destroyed:** Put this creature into its owner's archives."

## Collector Worm 162

Should read:

**After Fight:** Put the creature Collector Worm fights into your archives. (Both creatures must survive the fight.) If that creature leaves your archives, put it in its owner's hand instead.

## Custom Virus 183

Should read:

**Omni:** Destroy Custom Virus. You may purge a creature from your hand. If you do, destroy each creature that shares a trait with the purged creature.

## Drummernaut 006

Should read:

**Play/After Fight/After Reap:** Return another friendly Giant creature to your hand.

## Experimental Therapy 157

Should read:

This creature may be used as if it belonged to the active house.

**Play:** Stun and exhaust this creature.

## Incubation Chamber 186

Should read:

**Omni:** You may reveal a Mars creature from your hand. If you do, archive it.

## Keyforgery 271

Should read:

When your opponent would forge a key on their turn, that player names a house. Reveal a random card from your hand. If that card is not of the named house, destroy Keyforgery and they do not forge that key (no is spent).



## Library Access 115

Should read:

**Play:** For the remainder of the turn, each time you play another card, draw a card. Purge Library Access.

## Life for a Life 273

Should read:

**Play:** Destroy a friendly creature. If you do, deal 6 to a creature.

## Magda the Rat 303

Should read:

Elusive.

**Play:** Steal 2. If Magda the Rat leaves play, your opponent steals 2.

## Pain Reaction 78

Should read:

**Play:** Deal 2 to an enemy creature. If this damage destroys that creature, deal 2 to each of that creature's neighbors after it leaves play.

## Tendrils of Pain 64

Should read:

**Play:** Deal 1 to each creature. Deal 4 to each creature instead if your opponent forged a key on their previous turn.

## Yzphyz Knowdrone 210

Should read:

**Play:** Archive a card. You may purge an archived card. If you do, stun a creature.

## FREQUENTLY ASKED QUESTIONS

This section provides answers to a number of common questions that are asked about the game. These questions are presented in a "Question and Answer" format, arranged into broader categories.

### 0-Power Creatures

**I play King of the Crag ☉038 while my opponent has a Looter Goblin ☉041 in play. What happens?**

The rules for damage state that "If a creature has as much or more damage on it as it has power, the creature is destroyed and placed on top of its owner's discard pile." When a creature has 0 power, if it has 0 damage on it, it is destroyed.

### Alpha

**Can I play Mimicry ☉328 as a copy of Eureka ☉128 if I have already played another card this turn?**

No. If Mimicry is played as a copy of Eureka, it will have the alpha keyword. Since you have already played another card this turn, you are not able to play an alpha card this turn and so the Mimicry will not be played and will go back to your hand instead.

**Can I play Mimicry ☉328 as a copy of Eureka ☉128 as the first thing I do during step 3 of my turn?**

Yes. Mimicry is being played as a copy of Eureka and will have the Alpha keyword. Since you haven't done anything else (played a card, discarded a card, or used a card) this turn you can still play the alpha card.

### Archives

**My opponent puts two of my creatures into their archives using the card Sample Collection ☉175. On my next turn I play the card Dysania ☉141. What happens?**

Playing the Dysania will cause each of your opponent's archived cards to be discarded, however since the Sample Collection states that when these creatures leave the archives they are put into their owner's hand instead these cards are returned to your hand. Since these cards were not discarded by Dysania's effect, you will not gain any Æmber from the resolution of that effect.

**My opponent has 2 cards in their archives and I play Yzphyz Knowdrone ☉210. Can I purge a card from their archives? If one of the cards in their archive is my own and I can tell because of the card back, can I intentionally choose the card I own/the card I don't own?**

Yes, you can purge a card from any player's archives. No, you may not decide which card to purge from your opponent's archives based on card backs. Your opponent's archive is fully hidden information, so when you purge a card from their archives you must choose which card randomly.

### Armor

**I have Shadow Self ☉310 with a Raiding Knight ☉255 as a neighbor. My Raiding Knight is then attacked by a 4 power creature. How much damage does each creature take in this situation?**

In this case, the Shadow Self will take 2 damage, the Raiding Knight will take no damage, and the 4 power creature will take 4 damage and be destroyed. This happens because before the damage can be dealt to the Raiding Knight, two of it is prevented by its armor. Then when the damage is actually being dealt, the damage that would be dealt to the Raiding Knight is dealt to the Shadow Self instead. At the same time as the Shadow Self is being dealt damage, the 4 power creature takes 4 damage from the Raiding Knight's power.

**I use my Hallowed Shield ☉218 to protect my Maruck the Marked ☉220 from damage and then I attack my opponent's 3-power creature. Do I capture an Æmber with Maruck's ability?**

No. Protection effects like Hallowed Shield prevent damage before armor. Maruck still has 1 armor left after the fight.

### "As If It Were"

**I reap with Nexus ☉305, which allows me to use an opponent's artifact "as if it were" mine. I choose to use my opponent's Shard of Greed ☉315, which lets me gain 1 ☉ "for each friendly Shard." Shard of Greed is the only Shard in play. How much Æmber do I gain?**

1 ☉. You are using Shard of Greed as if it were yours, so Shard of Greed counts itself as a friendly Shard for the purposes of its ability.

**I reap with Replicator ☉150, and use its ability to trigger the reap effect of my opponent's Sequis ☉257 as if I controlled it. Which player's pool does Sequis capture Æmber from?**

Sequis captures 1 ☉ from your opponent's pool. You are using Sequis as if you controlled it, so the default capture rules cause the Æmber to be captured from your opponent's pool.

### Bait and Switch

**My opponent has 14 ☉ in their pool and I have 0 in mine. At the start of my turn I select Shadows as the active house and play the card Bait and Switch ☉267. How many times does Bait and Switch trigger?**

In this situation, Bait and Switch's effect will be triggered 2 times. When the effect is triggered for the first time it checks if your opponent has more Æmber than you, and if they do it will repeat the first effect again, stealing another Æmber. However, since the card says to repeat the preceding effect and not the whole effect it can only ever trigger twice.


### Blasters

**I have two Sensor Chief Garcia ☉313 in play, with Garcia's Blaster ☉347 attached to one of them. Can I reap with the Garcia that has the Blaster, then attach the Blaster to the other Garcia so I can resolve the Blaster's steal 1 ☉ ability?**


No. When a card ability refers to its own title, that reference is only to itself and not to other copies of the card. This also applies to abilities that are gained from other cards. When Sensor Chief Garcia has Garcia's Blaster attached to it, it is gaining an ability from the Blaster. Since that gained ability refers to "Sensor Chief Garcia" it is self-referential text and only applies to itself, not to other copies of the card.




## Bonus Icons

**If I play a Maleficorn 040 that also has a damage icon on it, does its damage icon deal a bonus damage?**


Yes. Creatures are already in play before their bonus icons trigger, so in this case Maleficorn's constant ability would be online before you deal damage with its bonus icons.

**If I play Bonesaw 002 and that card has a damage icon on it that I use to destroy a friendly creature, will Bonesaw enter play ready?**


No. Because Bonesaw is already in play before you resolve its icons, it will have already entered play exhausted.

**When I play Wild Bounty 392, is "bonus icons" referring to all the icons on a card, or just the icons added to that card by the enhance keyword?**


All icons. Even æmber icons that always appears on your card are considered bonus icons.

**If I play a Shoulder Id 257 with a bonus damage icon on it, does resolving that damage count as Shoulder Id dealing the damage, and therefore would that icon let me steal instead?**

No. Although the bonus icon is on Shoulder Id, Shoulder Id itself is not the source of that damage.

**If I play a Rad Penny 255 with a damage icon on it while no other creatures are in play, will that damage destroy Rad Penny before her "Play:" effect lets me steal 1 Æmber?**



Yes. She will leave play before her "Play:" effect has a chance to trigger.

**If I play a Rad Penny 255 with a damage icon and a draw icon on it while no other creatures are in play, will the damage destroy Rad Penny before I can resolve her draw icon?**





No, her draw icon will still resolve. Once a card has been played, all bonus icons on that card will resolve, even if the card leaves play.

**If I play a card with two bonus damage icons and my opponent has a 1 power creature with a ward counter, can I destroy that creature?**

Yes. Each damage icon resolves separately, so the first damage icon can remove the ward counter, and the second damage icon can then damage the creature.



**If I use the "Action:" ability on Fission Bloom 087 and then use the "After Fight/After Reap:" ability on Ultra Gravitron 125 ability to purge an enemy creature and resolve each of its bonus icons, do I get to resolve all its icons twice?**

Yes. Ultra Gravitron's "as if you had played" text is intended to trigger all card effects like Fission Bloom's "The next time you play a card this turn."

**My opponent has Master of the Grey 169 in play. If I play a card like Ensign El-Samra 340, Reclaimed by Nature 374, or Ultra Gravitron 125, does the constant ability of Master of the Grey prevent the bonus icons from resolving or is the "as if you had played it" enough to get around Master of the**

## Grey's ability to stop it?

The constant ability of Master of the Grey will prevent you from resolving bonus icons with Ensign El-Samra, Reclaimed by Nature, or Ultra Gravitron.

**I have Scrivener Favian 155 and an Amphora Captura 215 in play. Can I use Amphora Captura's replacement effect to resolve a bonus icon as a capture, and then use Scrivener Favian's replacement effect to resolve that as a steal?**

Yes. Both of these replacement effects would happen simultaneously, so you, as the active player, get to choose their order. You may choose to first treat the bonus icon as capture and then to treat that capture as steal.

## Chains



**I have 2 chains and 7 cards in hand when moving to my draw cards step. Will I shed a chain during this step?**

No, you will not shed a chain during this draw cards step. Chains are only shed when a player would draw cards during the draw step and the chains prevent them from doing so (see "Chains" on Page 8). Since you already have 7 cards in your hand, you aren't going to be drawing any cards, and thus don't lose any of your chains.

**I have 2 chains and 5 cards in hand when moving to my draw cards step. Will I shed a chain during this step?**



Yes, you will shed a chain during this step. Chains are only shed when a player would draw cards during the draw step and the chains prevent them from doing so (see "Chains" on Page 8). You only have 5 cards in hand, and normally you would draw a card to refill your hand. However because of the chains you are prevented from drawing that card. Since you would normally have drawn the card and the chain prevented it, you then shed 1 chain.

## Damage, Source of

**Can Rock Hurling Giant's 44 ability deal damage to Ardent Hero 126?**

No. Because Rock Hurling Giant has 6 power, it cannot deal damage to Ardent Hero from its power or from its printed abilities. In general, the source of damage is the card that is dealing that damage, with the exception of damage bonus icons, because that damage is done by a game step.

## "Destroyed:" Effects

**On my opponent's turn they use their Yxilo Bolter 204 to reap and choose to resolve its reap effect on my Bad Penny 296. Is the Bad Penny purged or does it end up back in my hand?**

The Bad Penny goes back to your hand. "Destroyed:" effects (see "Destroyed" on Page 10) happen immediately before a creature is destroyed, meaning that Bad Penny is back in its owner's hand before the Yxilo Bolter can try to purge it with its reap effect. At that point, any pending effects waiting to resolve on Bad Penny no longer do. This is because Bad Penny is moving to an out-of-play zone in which the Archon identity of cards is hidden from the opponent (see "Leaves Play" on Page 13).

**I have a Stealer of Souls 098 in play and my opponent has a Valdr 029. I use my Stealer of Souls to fight Valdr and both creatures are destroyed. Does the Stealer of Souls' ability trigger?**

No, the Stealer of Souls' ability will not trigger. In order for the Stealer of Souls ability to trigger it must be in play, so if both the Stealer of Souls and the creature it is fighting die, they die simultaneously and the Stealer of Souls ability cannot trigger (see "Destroyed" on Page 10).

**If Duma the Martyr 242 and another of my creatures are both destroyed by a damage effect like Poison Wave 280, can Duma the Martyr save my other creature from destruction?**

No. If the damage causes Duma the Martyr and your other creature to both be tagged for destruction, healing that creature afterwards will not prevent its destruction.

**If I have out a Tolas 103 when my Bad Penny 296 is destroyed, do I gain Æmber even if Bad Penny goes to my hand instead of my discard pile?**

Yes. Cards still count as being destroyed even if their "Destroyed:" effect moves them out of play.

**If my Jargogle 131 is destroyed on my turn and its "Destroyed:" ability lets me play a card with Omega, can I still play cards afterwards?**

Not usually. If Jargogle was destroyed during your Step 3 you may not play or use any more cards—just finish resolving any more triggered effects and then move on to the next step. If Jargogle was destroyed during your Step 1, however (for example, because you forged a key while Strange Gizmo 134 was out), you only move on to Step 2, where you may then choose your house and move on to Step 3, where you are allowed to play and use cards again as normal.

**If I have a 2-power creature with a Soulkeeper 83 attached, my opponent has a 6-power creature and a 5-power creature, and I play Opal Knight 260, do both of my opponent's creatures die, or just the 6-power one?**

Just the 6-power one. Since Soulkeeper's effect triggers before the destroyed creatures actually leave play, it will target the 6-power creature for destruction even though that creature is already tagged for destruction.

**I have an Optio Gorkus 226 in play with an Imperial Scutum attached and then I play a card that destroys all creatures. Can I use the "Destroyed:" effect on Optio Gorkus's neighbors to move all Æmber on them to Optio Gorkus before I use the "Destroyed:" effect granted by Imperial Scutum to return all that Æmber to the common supply, keeping the æmber out of my opponent's hands?**

Yes. The active player chooses the order of "Destroyed:" effects. If the creatures are being destroyed on your turn, you can send the Æmber from your destroyed creatures to the common supply, but if the creature are being destroyed on your opponent's turn, they could choose the opposite order so that they get the Æmber from those destroyed creatures instead.

## Do As Much As You Can

**My opponent has a Banner of Battle 020 in play. Can I play the card Poltergeist 069 to destroy the Banner of Battle, even if the artifact can't be used?**

Yes, you can resolve the effect of Poltergeist on any artifact in play even if the artifact cannot be used. You just resolve as much of the card effect as you can (see "Resolve As Much As You Can" on Page 7), and to resolve this situation you just destroy the artifact.

**I have no creatures in play and my opponent has two. Can I play the card Lost in the Woods 327 even though I don't have two creatures in play?**

Yes you can. The "Resolve As Much As You Can" rule (see Page 7) says that you resolve as much of a card effect as possible and any part of a card you cannot resolve is ignored. In the context of Lost in the Woods, it means that you shuffle in as many of the creatures as you can. So in the case that your opponent has two or more creatures in their battleline and you have none, you will shuffle in two enemy creatures and no friendly creatures.

**I have 4 Æmber in my pool and my opponent has 6. If I play Crassosaurus 217, am I forced to capture 10 total Æmber onto Crassosaurus, or can I choose not to capture from myself and let Crassosaurus get purged?**

Do as much as you can. In this case, if there is 10 or more Æmber total in all players' pools when you play Crassosaurus, you must capture 10 Æmber onto Crassosaurus.

## Drecker

**If two Dreckers 006 are neighbors and I fight one of them with my 2-power creature, what happens?**

Both Dreckers simultaneously take 2 damage. Because the damage is only dealt once, it does not trigger any more instances of damage.

## Elusive

**If I use Gabos Longarms 86 to attack a creature without elusive, can I use Gabos's "Before Fight" ability to deal damage to an elusive creature instead, or will the elusive keyword prevent the damage?**

Gabos Longarms can deal damage to an elusive creature using its ability. The elusive ability prevents damage only when the creature is attacked—because Gabos is not actually attacking the elusive creature, the elusive keyword will not protect it.

**My Gabos Longarms 86 attacks my opponent's Æmber Imp 53. Is Gabos Longarms' damage prevented by Elusive, or can I deal that damage to another creature?**

You may still deal Gabos Longarms' damage to another creature. Elusive only prevents damage dealt to the creature with the elusive ability during the fight.

## Enrage

**If I play Ghosthawk 356 next to an enraged creature, can that creature reap?**

Yes. You are only forced to fight with an enraged creature if



you use them and they are able to fight. Because Ghosthawk instructs you to reap with that creature, not to use it, you are not able to fight with it, and therefore you can reap with it. The creature will exhaust, but will not lose its enrage counter.

## Explo-rover

**If I play Exhume ⚔059 and choose an Explo-rover ♣297 in my discard pile, can I play it as an upgrade, or must I play it as a creature?**

You can play Explo-rover as either an upgrade or a creature with Exhume. When Exhume specifies “creature” in your discard pile, this is a play restriction on which card in your discard pile you can choose, but not a requirement that that card must remain a creature as you play it.

## Faygin

**I have a Faygin ♣300 in play and my opponent has an Urchin ♣315 in play. I reap with Faygin and with its reap effect I choose my opponent’s Urchin. What happens?**

Faygin’s effect causes the Urchin to try and go into your hand, however when a card leaves play it always goes to its owner’s corresponding out of play zone (See “Leaves Play” on Page 13) unless the card causing it to leave play specifies otherwise. The Urchin is returned to your opponent’s hand instead of yours.

## First Turn Rule

**Its the first turn of the game and I am going first. I choose house Logos to be the active house and play the card Phase Shift ♣117. Does this allow me to play another card this turn even though the First Turn Rule (see page 5) is in effect?**

Playing Phase Shift will allow you to play another card from your hand this turn, since the First Turn Rule can be modified by card effects.

**Its the first turn of the game and I am going first. I choose house Logos to be the active house and play the card Wild Wormhole ♣125. Can Wild Wormhole’s effect be resolved even though the First Turn Rule (see page 5) is in effect?**

Wild Wormhole’s effect can be resolved. The First Turn Rule specifies that players cannot play or discard more than one card from their hand. However it does not prohibit cards from being played or discarded from other game areas, such as your deck.

## Flank

**What happens if I use Spectral Tunneler ♣133 on a non-flank creature (causing it to be considered a flank creature), then play Positron Bolt ♣118 on that creature?**

Positron Bolt will deal 3 damage to that creature. You will choose one of that creature’s neighbors to deal 2 damage to, and then deal 1 damage to the other neighbor of that second creature.

**If I have Sinestra ♣047 and Dexus ♣054 both out and my opponent has no creatures out, do they lose 2 Æmber the first time they play a creature?**

Yes. The first creature they play will count as both on their left flank and their right flank, so both Dexus and Sinestra’s abilities will trigger.

## “For Each”

**I play the card Sack of Coins ⚔312 with 3 Æmber in my pool. Can I divide the 3 damage among multiple creatures?**

Yes. Because Sack of Coins deals 1 damage “for each” Æmber in your pool, each point of damage may be assigned to a different creature.

## General Sherman

**My opponent plays General Sherman ♣323 and purges each creature in play. In my battleline, I had several copies my token creature, Grunt ⚔117. What happens when General Sherman leaves play?**

When token creatures leave play, they revert to their printed card types. When General Sherman leaves play, all of the cards that were purged try to reenter the battleline, but any card that is not a creature cannot do so. Any non-creature cards that were token creatures when they were purged by General Sherman’s Play ability cannot return to the battleline, as they are no longer creatures. Those cards will remain purged. If a token creature was purged and reverted to a creature, that creature will return to play.

## Keyfrog

**My opponent has 5 æmber in their pool, a Senator Shrix ♣193 with 5 Æmber on it, and a Keyfrog ♣369. Their key cost is 6. If I destroy their Keyfrog, do they forge a key? If so, where does the æmber come from?**

Yes, they forge a key. Forging is not optional if a player has enough æmber to forge, including æmber on cards like Senator Shrix that may be spent as if it were in their pool. As the active player, you make all necessary decisions unless otherwise specified, so you choose how much of the æmber they will spend from their pool and how much of it they will spend from Senator Shrix.

## Key Hammer

**My opponent forges two keys on their turn. On my next turn, I play Key Hammer ♣66. What happens?**

Key Hammer only affects a single key. You will choose one of the two keys your opponent forged on their previous turn and unforge it.

## Leaves Play (Spangler Box)

**I control a Spangler Box ♣132 that has purged my own Kelifi Dragon ♣037. The Spangler Box is returned to its owner’s hand with Grasping Vines ♣324, but I don’t have any Æmber. Do I get my Kelifi Dragon back?**

Yes. The Kelifi Dragon is not being played when it is returned by the Spangler Box, it is being put into play. Being put into play bypasses the normal play restrictions, meaning that the Kelifi Dragon is put back into play no matter how much Æmber you have.

**A Scowly Caper ⚔313 that I own and my opponent controls is purged with Spangler Box ♣132. Later, the Spangler Box is destroyed. When Scowly Caper returns to play, whose control will he be under?**

When the Spangler Box returns Scowly Caper to play, this counts as “entering play” again, so Scowly Caper’s ability again causes you put it into play under your opponent’s control.

## Lethal Distraction

**I play two copies of Lethal Distraction ⚔305, choosing the same creature each time. Later in the turn, I deal 1 damage to that creature. How much total damage does the creature take?**

The creature takes 5 damage total: 1 from the initial damage, 2 from the first Lethal Distraction, and 2 from the other Lethal Distraction. Each Lethal Distraction’s “additional” damage simply adds 2 to the original instance of damage; it is not its own, separate instance of damage. Therefore the Lethal Distractions will not trigger off of each other’s damage.

## Library Access

**I have chosen house Logos to be my active house this turn and start off by playing Library Access ⚔115, I then play Wild Wormhole ⚔125. In what order do I resolve this combination of effects?**

When you play a Wild Wormhole after playing a Library Access the following happens in this order:

1. You gain 1 Æmber from Wild Wormhole’s Æmber bonus.
2. Library Access’s effect and Wild Wormhole’s play effect are simultaneous, so you may resolve them in either order.
3. You gain Æmber from any Æmber bonus on the card played from the top of your deck.
4. If there are any play effects on the card played from the top of your deck, they are simultaneous with Library Access’s effect. You may resolve them in either order.

## Lightsmith Clariel

**If Lightsmith Clariel ⚔080 uses its armor to prevent 2 damage and then in the same turn I trigger its “Before Fight:” ability, will it be destroyed?**

No, Lightsmith Clariel will not be destroyed. Lightsmith Clariel’s power will become its total armor value (its printed armor plus any effects that change its armor), even if that armor has been used to prevent damage already. So after the switch it will have 2 power.

**If the upgrade with the text “This creature gets +2 armor” is attached to the Lightsmith Clariel ⚔080 and I trigger its “Before Fight:” ability, will it become “4 power / 5 armor” or “2 power / 7 armor”?**

4 power/5 armor. Lightsmith Clariel’s power will become its total armor value, which in this case is 4 (2 printed and +2 from the upgrade).

## Little Niff

**I have a Ronnie Wristclocks (AoA 276) next to a Little Niff (AoA 289). I attack one of my opponent’s creatures with Ronnie Wristclocks, but he is destroyed during the fight. Does Little Niff’s ability still allow me to steal 1 Æmber?**

Yes. Little Niff’s neighbor does not need to survive in order for Little Niff to steal the Æmber.

## Mimic Gel

**If I play Mimic Gel ♣170 copying a creature that has damage tokens, +1 power counters, a ward counter, and an upgrade which gives it additional text, does Mimic Gel also copy the various counters and upgraded text?**

No. Mimic Gel enters play as a copy of the base card, unmodified by any other effects.

**If I play Mimic Gel copying a Crash Muldoon ♣327 will Mimic Gel enter play ready, and can I use the Deploy ability to have Mimic Gel enter play anywhere in my battleline?**

Yes to both. Mimic Gel enters play as a copy of the chosen card, and both Deploy and Crash Muldoon’s “enters play ready” ability take effect as the card enters play, so Mimic Gel will also copy these effects.

**If I play Mimic Gel copying an Auto-Legionary that has been activated and is currently a creature, what does Mimic Gel become?**

Mimic Gel becomes a 5-power creature that can be used as if it belonged to the active house.

## Moving Creatures

**What happens if I use Replicator ⚔150 to trigger the reap effect of an opponent’s Sanctum Guardian ⚔256?**

Sanctum Guardian’s reap effect will do nothing. A creature cannot be moved from one player’s battleline to the other player’s battleline except by effects that explicitly change control of that creature.

## Neutron Shark

**My opponent has two creatures in play and I have none. I play Neutron Shark ⚔146 and use its play effect to destroy an enemy creature as well as the Neutron Shark. If the top card of my deck does not belong to house Logos, can I repeat Neutron Shark’s ability and destroy my opponent’s other creature?**

No. The destruction of Neutron Shark and the first enemy creature resolves fully before you proceed with the rest of Neutron Shark’s ability. Because Neutron Shark is no longer in play, its **Play/After Fight/After Reap** ability cannot be triggered again.

## Pale Star

**I have the The Pale Star ♠049, Chonkers ♠396, and Dark Æmber Vault ♠001 in play. Chonkers has 1 printed power, one +1 power counter, and +2 power from the Dark Æmber Vault. If I sacrifice The Pale Star, how much power will Chonkers have? If I attack with Chonkers and it gains another +1 power counter this turn, how much power will it have then?**

1 Power in both cases. Restrictive (“cannot”) effects overrule permissive (“may”) effects, and The Pale Star is essentially saying “creatures cannot have power other than 1 and armor other than 0”, So Chonkers will still only have 1 power this turn, despite any other counters or card effects that would usually increase its power, even if those counters are added after The Pale Star’s ability has triggered.



## Phase Shift

**I have chosen house Logos to be my active house this turn and play a Phase Shift ⚔117 then play another copy of Phase Shift. How many non-Logos cards can I play this turn?**

You can play two non-Logos cards this turn. Each copy of Phase Shift that you play allows you to play an additional non-Logos card.

**I choose Logos as my active house. I play Phase Shift ⚔117, then play a Mimicry ⚔328 as a copy of Foggify ⚔110. Can I still play another non-Logos card using Phase Shift's effect?**

No. Phase Shift grants you permission to play 1 non-Logos card this turn. Playing Mimicry uses up this effect, as you would not have been able to play Mimicry without Phase Shift's effect.

## Pitlord

**I have the card Pitlord ⚔093 in play and my opponent plays the card Restringtonus ⚔094 and chooses house Dis. What happens when I try to declare my house on my next turn?**

On your next turn, during the choose a house step, you will be in a position where you must choose house Dis (because of the Pitlord), but also cannot choose house Dis (because of the Restringtonus). Cannot effects have precedence over must effects, thus you cannot choose Dis. (see "Cannot Vs Must" on Page 10.) You may still choose either one of your other houses though.

**I have a maverick Pitlord ⚔093 in play in a deck without house Dis. Am I forced to choose house Dis as my active house?**

No. You cannot choose an active house unless it is on your Archon identity card or you control a card of that house. This restriction overrides Pitlord's effect, allowing you to choose any of your houses as your active house.

## [REDACTED]

**If I put a 4th Æmber on [REDACTED] ⚔139 through a method other than its own ability, can I immediately sacrifice it and forge a key?**

No. [REDACTED] has a single ability that triggers after you choose Logos as your active house, placing 1 Æmber on it then allowing you to sacrifice it and forge a key if there are 4 Æmber or more on it. You cannot use the "forge a key" part of the ability independently.

## Replacement Effects

**I play the card Nerve Blast ⚔276 while my opponent has 2 Æmber in their pool and controls a Po's Pixies ⚔362. Am I able to deal 2 damage with Nerve Blast's effect?**

Yes. Po's Pixies has a replacement effect that changes where the stolen Æmber is taken from (the common supply instead of its controller's pool). However, that Æmber is still considered to be "stolen," and therefore the "if you do" condition of Nerve Blast has been satisfied.

**My opponent has Sir Marrows ⚔223 in play. If I play Dimension Door ⚔108 and then reap with a creature, does Sir Marrows capture the Æmber from the creature reaping?**

No, in this case the effect of gaining the Æmber from reaping is being replaced by stealing Æmber from your opponent. This means that you aren't getting Æmber directly from the reap and your opponent's Sir Marrows will not be able to capture it.

**I have a creature with the upgrade Discombobulator ♣149 on it, and my opponent has Gargantodon ♣203. My opponent tries to steal one of my Æmber. What happens?**

Nothing happens. Discombobulator means that your Æmber cannot be stolen, so there will be nothing for Gargantodon's replacement effect to replace. Your opponent's steal effect will fail.

**I have Po's Pixies ⚔362 and my opponent has two copies of Sir Marrows ⚔223. I reap with Po's Pixies. Do both of the Sir Marrows capture Æmber from the common supply?**

Yes. Each of the Sir Marrows sees the Æmber that you gain from reaping, and both will try to capture it. Normally only one of them would be able to successfully capture it, however, because Po's Pixies replaces the capture attempt with a capture from the common supply, when the second Sir Marrows attempts to capture the same specific Æmber, it is still available. Therefore both of the Sir Marrows will attempt to capture the same Æmber, one by one, and each attempt will be replaced with a capture from the common supply.

## Restrictions

**In my battleline I have Tantadlin ⚔333 in play, as well as Creed of Nurture ♣386. If I sacrifice Creed of Nurture and reveal Terrordactyl ♣211, when I use Tantadlin to fight, will it do 2 damage (as Tantadlin says), 4 damage (as Terrordactyl says), or 6 damage (combining the damage of both Tantadlin and Terrordactyl)?**

2 damage. If two conflicting restrictions apply to the same card, follow the more restrictive of the two.

## Rule of Six

**If I play Mimicry ⚔328 as a copy of an action card in my opponent's discard pile, which card does the Rule of Six apply to?**

For the purposes of the Rule of Six, you are considered to have played the copied card.

## Shadow of Dis

**My opponent plays Shadow of Dis ⚔103, forcing me to treat my creatures' text boxes as if they were blank until their next turn. I play Silvertooth ⚔311. Does Silvertooth enter play ready?**

Yes. Shadow of Dis only affects creatures while they are in play. Silvertooth's ability modifies how it enters play, so it is in effect before the Shadow of Dis effect applies to it.

**My opponent plays Shadow of Dis ⚔103. I have two copies of Glimmer ⚔323 in my hand. May I play them both?**

No. Alpha is a play restriction that is active while in your hand before playing the card. After you have played a card in a step, you may not play an Alpha card even if its text box will be considered blank once it is in play.

**My opponent plays Shadow of Dis ☠103. I have a Duskwitch ☠320 in my hand. May I play Duskwitch, then play other cards afterwards?**

Yes, you can continue to play, use, and discard cards after playing Duskwitch. Omega is an effect that occurs after a card is played. By that point, Duskwitch is in play and under the effect of Shadow of Dis, meaning it no longer has the Omega ability.

## Shoulder Id

**My Shoulder Id ☠257 is attacked by a creature with 6 armor. Does Shoulder Id steal 1 Æmber?**

Yes. Shoulder Id's ability is a replacement effect that occurs any time Shoulder Id would attempt to deal damage, even if another card's effect would end up preventing that damage. This applies to armor, ward, invulnerable, and "cannot be dealt damage" effects such as Shield of Justice (CotA 225).

**My Shoulder Id ☠257 is attacked by a creature with skirmish. Does Shoulder Id steal 1 Æmber?**

No. Shoulder Id's replacement effect does not occur in situations when it would not attempt to deal any damage. This applies when it is attacked by a creature with skirmish, or if Shoulder Id gains elusive and is attacked for the first time in a turn.

## Sir Marrows

**I have 2 Æmber in my pool and I reap with a creature. My opponent has 2 Sir Marrows (AoA 223) in play. Do both Sir Marrows capture an Æmber, and if so, where does the second one come from?**

Sir Marrows can only capture the 1 🍷 that was just gained from reaping. The active player determines which Sir Marrows captures the Æmber.

## Stun

**I have a stunned creature in my battleline, play the card Anger ☠001, and choose to resolve its effect on that stunned creature. What happens?**

If a card (such as Anger in this case) allows you to use a creature and if the creature you are trying to use is stunned, you remove the stun instead of doing anything else. Since Fighting is a type of being used the creature is exhausted and the stun counter is removed.

This will even work if your opponent has no creatures in play, because unstunning replaces the normal "use" (in this case fight) of the card before it begins.

**I play Smaaash ☠046, but each of my opponent's creatures is already stunned. Do I have to resolve the effect against Smaaash itself?**

No. You may still choose to resolve Smaaash's "Play:" effect against one of your opponent's creatures, however you cannot put a stun counter on an already stunned creature so nothing will happen.

## Survey

**When I play Survey ☠316, what happens to the card that I look at but do not discard?**

Just put it back on top of your deck. By default, if you are instructed to look at a card and not do anything else with it, it will return to the same spot it was in previously.

## The Chosen One

**My opponent has The Chosen one ☠332 with 8 damage on it. During my "ready cards" step I have 4 exhausted creatures. Since 1 damage will destroy The Chosen One, can I ready my other 3 exhausted creatures?**

No. All the damage dealt to The Chosen One is dealt simultaneously in this case, so you ready no creatures, The Chosen One is dealt 4 damage, it is destroyed, and all excess damage to it is ignored.

## "This Way"

**If I use the "Action:" on Obsidian Forge ☠025 and choose to sacrifice one of my creatures that has a ward on it, will that creature reduce the cost to forge that key?**

No. If they are not "destroyed this way" they do not reduce the key cost.

**If I use Saurian Egg (MM 210)'s "Omni:" ability and both the cards revealed are Saurian creatures, do they both come into play? Do they get three +1 power counters each?**

Yes and yes. Sometimes the egg contains twins!

## Tide

**If I play Cross Porpoises ☠400 when the tide is already high, can I trigger Hydrocataloguer ☠053?**

You cannot raise the tide if it is already high for you, so effects like Hydrocataloguer will not trigger off of the "raise the tide" effect while the tide is already high for you.

## Timing

**I have Grasping Vines ☠324 under Masterplan ☠288. If I use Masterplan's "Omni" effect to play Grasping Vines, can I return Masterplan to my hand before it is sacrificed?**

Yes. Masterplan's effect allows you to play the card beneath it before sacrificing Masterplan. Masterplan is still in play at the time you play Grasping Vines, and therefore can be returned to your hand using Grasping Vines's effect.

**If a card like Gateway to Dis ☠59 destroys multiple creatures and Tolas ☠103 is one of those creatures, does anyone gain Æmber off of Tolas' ability?**

No. Tolas' ability does not trigger until cards are actually put into discard piles, at which point Tolas is already destroyed.

**I have Pingle Who Annoys ☠43 and my opponent plays King of the Crag ☠38. Will King of the Crag take a damage before Pingle is destroyed?**

No. Because King of the Crag's ability is a constant, its effect applies as long as it's in play and destroys Pingle before Pingle's "after it enters play" effect can trigger.



**I reap with Nexus ☉305, and use my opponent's Spectral Tunneler ☉133 to give Nexus the ability "After Reap: Draw a card." Can I then trigger that "After Reap:" ability?**

Yes. You are still at the timing point to trigger Nexus's "After Reap" abilities, so it can now trigger the ability granted by Spectral Tunneler.

**My opponent has 10 Æmber and is about to forge their second key. I play Interdimensional Graft ☉112. My opponent has Forgemaster Og ☉38 in play. On their turn they forge a key for 6 Æmber. What happens to their remaining 4 Æmber?**

The effect of Interdimensional Graft and Forgemaster Og both occur at the same time step (after the key is forged), so the active player (your opponent) chooses which to resolve first.

**When does the ability of the Encounter Suit ♣330 resolve?**

Encounter Suit's ability occurs after an action card is played and its bonus icons are resolved, at the same timing point as other effects that occur "after" an action card is played. However, the active player must resolve Encounter Suit's effect before resolving the "Play:" effect on that action card.

**If I have Siren Horn ♣212 on a creature with Assault 2, and I attack an enemy creature with only 2 health remaining, does the Assault damage destroy them before or after I can move an Æmber onto them?**

Assault damage occurs at the same timing point as "Before Fight:" abilities, so the active player (you) gets to choose which order to resolve them in.

**If I play Pain Reaction ♠078 on an opponent's creature to destroy it, when is the damage dealt to its neighbors? If the creature has already left play, how do I know what its neighbors are?**

Pain Reaction is an exception to the rule that all damage from an ability is dealt simultaneously, because it explicitly establishes that the damage is dealt after the destroyed creature leaves play. This damage is dealt to whatever creatures were the neighbors of the destroyed creature immediately before it left play.

**If I use Smite ♠224 to make my Firespitter ☉032 fight my opponent's 1 power creature which has 2 neighboring 1 power creatures, each of which has neighboring 2 power creatures on the flanks, will Smite kill the 2 power flank creatures?**

No. Smite's damage effect refers to the neighbors that the defending creature had immediately before leaving play. As the 1 power defending creature will leave play at the same time as its 1 power neighbors due to Firespitter's Before Fight ability, Smite's damage effect will fail because the creatures it refers to are no longer in play.

**If I use Phalanx Strike ♣189 and choose to exalt a friendly creature to repeat the damage effect, will this allow me to remove a ward counter from a creature and also damage the same creature?**

Yes. Phalanx Strike is an exception to the rule that all damage from an ability is dealt simultaneously, because it explicitly establishes that the damage effect repeats a second time. This

allows you to use the first instance of damage to remove a ward from a creature, and then use the repeated effect to deal damage to the same creature.

**If I fight and destroy my opponent's Tolas ☉103 with Overlord Greking ☉087, after putting Tolas into play under my control, will Tolas's ability resolve?**

No. Tolas has a constant ability that is active only while it is in play. Because Tolas is not in play at the time it is destroyed, its constant ability will not resolve.

**I have a Jargogle's ♠131 with a Wild Wormhole ☉125 under it, and I play Unlocked Gateway ♠67. Will Omega prevent me from playing the Wild Wormhole under Jargogle? If Wild Wormhole causes a creature to be played from my deck, does that creature survive the Unlocked Gateway?**

No, Omega will not stop Jargogle's Destroyed: ability. Before Omega ends the step, you must resolve pending triggers, which means you will play the card under Jargogle, playing Wild Wormhole. If Wild Wormhole plays a creature this way, it will survive, as all creatures were already tagged for destruction by Unlocked Gateway.

**If I deal enough damage to destroy my opponent's Venator Altum ♣183 when the tide is high for me, would he be exalted before being destroyed so that I can get 1 Æmber?**

No, Venator Altum will be destroyed before being exalted, so you would get no æmber.

## Using Creatures

**I have an exhausted Bumpsy ☉030 in play and my opponent has no creatures in their battleline. I play the card Anger ☉001 and choose to resolve it on Bumpsy. What happens?**

The Bumpsy will be readied by the effect of Anger, but since there are no enemy creatures in play it cannot be used to fight so it stays ready. The creature can then be used as per the standard rules.

**I have a Combat Pheromones ☉180, "John Smyth" ☉195, and Mindwarper ☉196 in play. I sacrifice the Combat Pheromones and reap with the Mindwarper, and then reap with "John Smyth" and use "John Smyth's" reap effect to ready the Mindwarper. Can I use the Mindwarper again?**

Yes, Combat Pheromones is granting permission to use a creature during that turn. If you have an effect that readies one of the Mars cards affected by the Combat Pheromones (Such as "John Smyth"), you will be able to use that card again.

## Waking Nightmare

**After I play Waking Nightmare ♣017, if more Dis creatures then enter or leave play, will my opponent's key cost change, or is it locked in when I played Waking Nightmare?**

The key cost will change. This is a lasting effect that will update every time the board state changes.

## Wild Wormhole; Kelifi Dragon

I have 0 Æmber in my Æmber pool and have chosen house Logos to be my active house this turn. I play Wild Wormhole ⚔125 and try and play the top card of my deck is Kelifi Dragon ⚔037. What happens?

The Kelifi Dragon is returned to the top of the deck. Kelifi Dragon has a play requirement of needing to have 7 Æmber in your Æmber pool, and since you didn't have any initially (you now have 1 from playing the Wild Wormhole) you don't have enough to be able to play the Kelifi Dragon. Since you can't play the card it is returned to the place you tried to play it from, in this case the top of the deck.

## THE ORIGIN OF KEYFORGE

*In the early days of trading card games, they were played in many ways – and some of my favorite ways disappeared over time. Among those were sealed deck and league play. Both were awkward to manage because cards had a tendency to get lost in one's collection. Also, players could only play with trusted friends because it was easy to cheat by improving one's deck surreptitiously.*

*I have often wondered if I could get back some of that really exciting play, which was characterized by tools that weren't universal. Each player had treasures no other player had, but also had less powerful cards that needed to be used in clever ways to get the most value. One's sealed or league deck was never ideal – but it was unique, and there was a great deal of skill in getting the most out of it.*

*While I enjoy constructing or drafting decks, I am often longing to play cards that are not powerful enough to compete within these formats. When playing with sealed or limited decks, these cards often become viable, since you can't just replace them with top tier cards. I find special pleasure in winning a game using cards that many people ignored or overlooked.*

*I have always been attached to good procedurally generated content. Game worlds generated in this way really feel as if they belong to me, the player – I am discovering them as I play; the designer didn't even know they existed. Often games without such content are extremely managed experiences; everyone goes through the same story lines and can experience the same gameplay by making the same decisions. Everything they experience feels planned. The contrast feels to me like the difference between exploring a jungle and walking in an amusement park. When trading card games first came out the feeling was like exploring a jungle – and as the cards became more like commodities, it became more and more like an amusement park.*

*In the amusement park there are experts telling you how to play the game, the safest strategies, what net decks to use. In the jungle you have the tools you have. There is every chance that you are going to be the best in the world at playing your decks – you can't just look up what the synergies are or the weaknesses; you will only find out by playing.*

Welcome to the jungle!

Richard Garfield  
April 2018



## CREDITS

### CALL OF THE ARCHONS ⚔

**Game Design:** Richard Garfield

**Game Development:** Brad Andres, Skaff Elias, and Nate French with Daniel Schaefer

**Producer:** Erik Dahlman

**Fiction:** Daniel Lovat Clark

**Editing:** Adam Baker and Kevin Tomczyk

**Card Game Manager:** Mercedes Opheim

**Story Manager:** Katrina Ostrander

**Graphic Design:** Christopher Hosch with Monica Helland, Michael Silsby, and Neal W. Rasmussen

**Graphic Design Coordinator:** Joseph D. Olson

**Graphic Design Manager:** Brian Schomburg

**Cover and Concept Art:** David Kegg

**Art Direction:** Andy Christensen and Taylor Ingvarsson with Crystal Chang

**Managing Art Director:** Melissa Shetler

**Technology Implementation:** Lukas Adrian Peregrine and Evan Hall

**Quality Assurance Coordinator:** Zach Tewalthomas

**Production Management:** Jason Beaudoin and Megan Duehn

**Senior Project Manager:** John Franz-Wichlacz

**Senior Manager of Product Development:** Chris Gerber

**Executive Game Designer:** Corey Konieczka

**Head of Studio:** Andrew Navarro

Special thanks to Koni Garfield for countless hours of playtest, support, and good ideas.

**Playtesters:** Aaron Haltom, Alex Davy, Allie, Andrew Aarestad, Andrew Fischer, Andrew Gross, Benjamin Bottorff, Boyd Bottorff, Brian Weissman, Brodie Benseid, Bryden Cole, Bubbles the Hammer, Caleb "Bulldog" Grace, Carl Anderton, Carl Beyer, Chasina Beyer, Chris Bizzell Clough, Christopher Bates, CJ Heintz, Cyd Gardner, Damon Stone, Doug Keester, Edward West, Elliot Murray, Emeric Dwyer, Erika Baraišytė, Giedrius Čeniauskas, Grace Holdinghaus, Ian Moore, Jacqueline Anderton, Jake Ryan, Jason M. Wallace, Jason Walden, Jeremy "Niffle" Zwirn, Jim Cartwright, Jim Lin, Josiah Leis, Julia Jannace, Katie Leis, Kayli Ammen, Ken Uy, K.F.B. Fletcher, Kortnee Lewis, Liam MacDonald, Luca Chilefone, Lukas



Litzinger, Luke Eddy, Margaret Miller, Martin Vroom, Matrim Charlebois, Matt Lansdowne, Matthew "Ratt" Newman, Matthew Pjecha, Matthew Watson, Michael Bernabo, Michael Boggs, Micah Crosley, Miglè Puçetaiè, Nathan Gardner, Nathan Karpinski, Nicholas Cyr, Nick Howard, Paul Klecker, Quinn Waller, Rick Reinhardt, Reuben Fries, Ron Beyer, Russell Jones, Ryan Anthony Wolohan, Schuyler Garfield, Scott Lewis, Sean Monson, Terance Taylor, Tim Huckelbery, Tobin Lopes, Tony Fanchi, Ugnius Dovidauskas, Weston Garrett Bradley, WiL Springer, and William Morton

**Published by Fantasy Flight Games**

## AGE OF ASCENSION

**Expansion Design and Development:** Brad Andres, Skaff Elias, and Richard Garfield

**Producer:** Jason Walden

**Fiction:** Daniel Lovat Clark

**Proofreading:** Christine Crabb

**Card Game Manager:** Mercedes Opheim

**Graphic Design:** Caitlin Ginther and Neal W. Rasmussen

**Graphic Design Coordinator:** Joseph D. Olson

**Graphic Design Manager:** Christopher Hosch

**Cover Art:** Radial Studios

**Art Direction:** Any Christensen and Crystal Cheng

**Technology Implementation:** Evan Hall and Lukas Adrian Peregrine

**Quality Assurance Coordinaton:** Andrew Janeba and Zach Tewalthomas

**Production Management:** Jason Glawe and Dylan Tierney

**Visual Creative Director:** Brian Schomburg

**Senior Project Manager:** John Franz-Wichlacz

**Senior Manager of Product Development:** Chris Gerber

**Executive Game Desginer:** Corey Konieczka

**Head of Studio:** Andrew Navaro

**Playtesters:** Larry Allen, Kayli Ammen, Carl Anderton, Jackie Anderton, Nick Barker, Ron Beyer, Ryan Billington, Benjamin Bottorff, Federico Castelo, Mark Conkle, Lee Dalton, Clarissa DeGan, Emeric Dwyer, Tyler Gatrost, Xavier Gombaud, Richard Greenaway, Jonna Hind, Clinton Jeffrey, Jennifer Kapphahn, Doug Keester, Tobin Lopes, George "Joren" Meadows, Tom Melucci, Chris Mogensen, Conrad Murphy, Brad Rochford, Brodi Scott, Edsel Soto, Nick Springer, Tim Stillman, Devin Stinchcomb, Geoff Suthers, George Tinkham, Jason Wallace, and Yu-Chi Wang

**Published by Fantasy Flight Games**

## WORLDS COLLIDE

**Expansion Design and Development:** Brad Andres, Skaff Elias, Richard Garfield, Aaron Haltom, and Daniel Schaefer

**Producer:** Jason Walden

**Fiction:** Daniel Lovat Clark

**Editing:** Andreas Wolfsteller

**Proofreading:** Tobin Lopes and Jeremiah J. Shaw

**Card Game Manager:** Mercedes Opheim

**Expansion Graphic Design:** Nate Carnahan and Caitlin Ginther, with Neal W. Rasmussen

**Graphic Design Coordinator:** Joseph D. Olson

**Graphic Design Manager:** Christopher Hosch

**Cover Art:** David Kegg

**Art Direction:** Andy Christensen and Crystal Chang

**Managing Art Director:** Tony Bradt

**Technology Implementation:** Evan Hall and Lukas Adrian Peregrine

**Quality Assurance Coordination:** Andrew Janeba and Zach Tewalthomas

**Production Management:** Jason Glawe

**Visual Creative Director:** Brian Schomburg

**Senior Project Manager:** John Franz-Wichlacz

**Senior Manager of Product Development:** Chris Gerber

**Executive Game Designer:** Corey Konieczka

**Head of Studio:** Andrew Navaro

**Playtesters:** Kael Barend, Leo Berman, Michael Bernabo, Ben Bottorf, Tim Bunn, Federico Castelo, Micah Crosley, Nick Cyr, Vann Daugherty, Ira Fay, Matt Giese, Doug Keester, Tobin Lopes, Zachary P. Lopes, David McCulloch, Paraic Mulgrew, Michael Nerman, Josh Noe, Mark Ortego, Eugene Png, Jamison VanLoocke, Marc Vialva, and Jason Wallace

**Published by Fantasy Flight Games**

## MASS MUTATION

**Expansion Design and Development:** Brad Andres, Aaron Haltom, and Daniel Schaefer

**Producer:** Jason Walden

**Fiction:** Daniel Lovat Clark

**Editing:** Andreas Wolfsteller

**Proofreading:** Molly Glover

**Card Game Manager:** Jim Cartwright

**Expansion Graphic Design:** Caitlin Ginther with Nate Carnahan and Neal W. Rasmussen

**Graphic Design Coordinator:** Joseph D. Olson

**Graphic Design Manager:** Christopher Hosch

**Cover Art:** David Kegg

**Art Direction:** Crystal Chang and Preston Stone

**Managing Art Director:** Tony Bradt

**Technology Implementation:** Evan Hall and Lukas Adrian Peregrine

**Quality Assurance Coordination:** Andrew Janeba and Zach Tewalthomas

**Production Management:** Jason Glawe

**Visual Creative Director:** Brian Schomburg

**Senior Project Manager:** John Franz-Wichlacz

**VP of Product Development:** Chris Gerber

**Executive Game Designer:** Nate French

**Head of Studio:** Andrew Navaro

**Playtesters:** Ryan Alexander, Jayson Burns, Brooks Clark, Amy Claxton, David Claxton, Jacob Claxton, Mallorie Coan, Bryden Cole, Don Cox, Micah Crosley, Tori Dismukes, Trey Dismukes, Ira Fay, Charlie Fiddler, David Gagner, Chelley Henry, Jeff Henry, Teri Sue Hitchcock, Marty Hoppock, Nicholas Johnson, Hyungmin Kang, George Keagle, Erik Kemnitz, Ben Kline, Joe Kell, Matt Lansdowne, Brett Leeson, Kortnee Lewis, Scott Lewis, Tobin Lopes, Zachary Lopes, Chris Mayfield, Ben-Jammin Miller, Noel Miller, Robert Nelson, Chase Peterson, Ícaro Veneroso Rocha Silva, Marlus Clayton de Oliveira Rocha Silva, Ben Rothman, Jason Scarrow, Asher Stuhlman, Colleen Tanyag, Zach Tedford, Peter Yang, Noah Young, Ryan Young, and Frances Zeller

**Published by Fantasy Flight Games**

## DARK TIDINGS

**Expansion Design and Development:** Brad Andres, Aaron Haltom, Tyler Parrott, and Daniel Schaefer

**Producer:** Jason Walden

**Fiction:** Daniel Lovat Clark

**Editing:** Jakub Nosal

**Proofreading:** Mark Pollard

**Card Game Manager:** Jim Cartwright

**Creative Director of Story and Setting:** Katrina Ostrander

**Expansion Graphic Design:** Caitlin Ginther with Neal W. Rasmussen

**Graphic Design Coordinator:** Joseph D. Olson

**Graphic Design Manager:** Christopher Hosch

**Cover Art:** Angelo Bortolini

**Art Direction:** Christina Doffing, Jeff Lee Johnson, Chelzee Lemm-Thompson, and Preston Stone

**Managing Art Director:** Tony Bradt

**Technology Implementation:** Evan Hall and Lukas Adrian Peregrine

**Quality Assurance Coordination:** Zach Tewalthomas

**Production Management:** Jason Glawe

**Visual Creative Director:** Brian Schomburg

**Senior Project Manager:** John Franz-Wichlacz

**Executive Game Designer:** Nate French

**Head of Studio:** Chris Gerber

**Playtesters:** Nathaniel Brelsford, Jayson Burns, Devin Chiriboga, Steven Christian, Brooks Clark, Micah Crosley, Lee Dalton, Dale de Andrade, William "Trey" Dismukes, Catherine Down, Martin Down, Ollie Erholtz, Ira Fay, Charlie Fiddler, Simon Fox, David Hansell, Beka Hemken, Daniel Hemken, Luke Hemken, George Keagle, Joe Kell, Matt Lansdowne, Brett Leeson, Scott Lewis, Tobin Lopes, Zachary Lopes, Daniel McLaughlin, Ben Miller, Lilian Nelson, Robert Nelson, Michael Nerman, Luke Olson, Trevor Payton, Ben Rothman, Jason Scarrow, Benjamin Sissel, Alex Slotnick, Asher Stuhlman, Coleen Tanyag, Noah Young, and Frances "Fran" Zeller

**Published by Fantasy Flight Games**

## WINDS OF EXCHANGE

**Expansion Design and Development:** Aaron Haltom, Michael Hurley, Tyler Parrott, and Daniel Schaefer

**Producer:** Michael Hurley

**Expansion Graphic Design:** WiL Springer

**Technology Implementation:** Evan Hall, Francesco Moggia, and Lukas Adrian Peregrine

**Rules Editing:** Gee Barger

**Marketing Coordinator:** Jeremy Culver

**Head of Studio:** Christian T. Petersen

Special thanks to Luke Olson for data analysis and insights, and to the entire KeyForge community for their loyalty and support.

**Playtesters:** Patrik Åhlberg, hydrophilic attack, BotOrNot, Dave Cordeiro, Micah Crosley, Evan Hall, Mark Hannibal, Stephane Honnorat, Dominic Hurov, Luke Olson, Matt Lansdowne, Mason Lehto, Daniel McLaughlin, Josh Mathews, Adrien "Drallieiv" Nguyen, Riku Nguyen, Alexandre 'fakyr' Pagès, Giang Riversking, Aaron Phillips, Chris Steele, Sydney Steele, Doug Stover, Erich Taylor, and Francisco "Pancho" Varas

**Published by Ghost Galaxy, Inc.**



# KEYFORGE

## TIMING CHART

This chart provides a detailed timing structure for all standard game steps and a number of frequently used card abilities.

Text in black indicates game steps. Text in green indicates the timing of common card effects.

Whenever two or more effects occur at the same time step in this chart, the order that those effects resolve is determined by the active player. **Note:** Effects that use the term “each time” occur at the same timing point as effects that use the term “after.”

» “Start of turn” effects resolve.

### STEP 1: FORGE A KEY

1. Check to see if you are able to forge a key.
2. If able, spend Æmber equal to the current forging cost and forge a key. If you forged your third key, you immediately win the game.

» “After a Key is forged” effects resolve.

### STEP 2: CHOOSE A HOUSE

1. Choose which house will be the active house for this turn.

» “After you choose a house” effects resolve.

2. You may take all the cards from your archives and put them in your hand.

### STEP 3: PLAY, DISCARD, OR USE CARDS

You may perform these actions in any order and repeat them any number of times.

#### PLAY A CARD

1. If your card is a creature, artifact, or upgrade, add it to your play area.
2. Resolve each Bonus Icon on the played card, top to bottom.

» “Play” effects and “Enters play” effects resolve.

3. If your card is an action, place it in your discard pile.

#### REAP WITH A CREATURE

1. Exhaust the reaping creature
2. Gain 1 🍄 from the common supply.

» “After Reap” and “after a creature reaps” effects resolve.

#### USE AN ACTION OR OMNI ABILITY

1. Exhaust the card with the “Action” or “Omni” ability.
2. Resolve the effects of the ability.

### STEP 4: READY CARDS

1. Ready each of your exhausted cards.

### STEP 5: DRAW CARDS

1. Draw cards until you have six or more in your hand (adjusting for chains or card effects).

» “End of turn” effects resolve.

### DAMAGE CHART

The following steps occur each time pending damage is dealt to one or more creatures:

1. If the creature has invulnerable or “cannot be dealt damage” all its pending damage is prevented.
2. If the creature is warded, all its pending damage is prevented and the ward is removed.
3. Each point of armor reduces the creature’s pending damage by 1.
4. All pending damage not prevented becomes damage dealt to the creature. If a creature has damage equal to or greater than its power, it is destroyed.

#### FIGHT WITH A CREATURE

1. Exhaust the attacking creature and choose the creature it is fighting.

» “Before Fight” effects, **Hazardous X**, and **Assault X** resolve.

2. Each creature in the fight deals pending damage equal to its power to the opposing creature (see Damage Chart). **Splash-attack X** resolves.
3. Pending damage is prevented or reduced according to the Damage Chart, then damage is dealt to creatures simultaneously.

» If the attacking creature survived, its “After Fight” effects resolve. “Each time a creature fights” effects resolve.

#### DESTROYED

The following steps occur each time one or more cards are destroyed.

1. Cards are tagged for destruction.
- » “Destroyed” effects resolve.
2. All destroyed cards are put into their owner’s discard piles. Battlelines immediately shift inward to fill destroyed creatures’ places.

» “After a creature is destroyed” or “each time a creature is destroyed” effects resolve.