


BOOK OF RULES

Onirim
The Labyrinth Of Dreams



GAME OVERVIEW

*You are a Dreamwalker, lost in a mysterious labyrinth...
Your goal: find the eight oneiric doors!*

Onirim is a solo/cooperative game for two players.
You play against the game, alone, or with a partner.

The 8 oneiric Doors are the object of your quest: having all 8 Door cards on the table is the victory condition of the game.

The Locations are the magical places of the labyrinth you will explore in your search for the eight Doors.

These are the cards you will have in your hand. Play and discard them skillfully in order to obtain the Door cards!

There are two ways to obtain a Door card :

- 1) By playing three Location cards of the same color consecutively.
- 2) By discarding a Key card (it's the rarest and most powerful type of Location card) when you draw a Door card of the same color.

Components: The basic game contains 76 cards



8 DOOR CARDS
2 Observatory Door cards
2 Aquarium Door cards
2 Garden Door cards
2 Library Door cards



58 LOCATION CARDS
16 Observatory cards
15 Aquarium cards
14 Garden cards
13 Library cards



**10 DREAM CARDS:
NIGHTMARE**

Beware: you are not alone in the labyrinth! Horrible nightmares dwell in the hallways, ready to thwart your quest by any means possible!

Nightmare cards are also shuffled within the deck of cards that represents the labyrinth.

To draw such a card will force you to choose one penalty, which will compromise the success of your adventure.




Find the eight oneiric Doors before your dream runs out of time!

You lose the game if the deck is exhausted before you manage to get the eight Door cards on the table.

RULES FOR 1 PLAYER

A. Set up

Shuffle the 76 cards from the basic game (the cards without expansion symbols): this is the deck that represents the labyrinth to be explored.

Note: the expansion symbols are    ... and are found in the lower right-hand corner of the cards. Once you have mastered the basic game, feel free to explore the various expansions. Add and combine them at will – they are all stand-alone and compatible with one another.

Draw your opening hand of cards: draw the top 5 cards from the top of the deck. If you draw any Door or Dream cards, set them aside, and replace them with the top card of the deck, until you have 5 Location cards in hand. Then, re-shuffle all cards set aside back into the deck.

Note: in the basic game, there is only one type of Dream cards: the Nightmare cards.

The Limbo pile

During the game, some effects may cause you to shuffle cards back in the deck. Put these cards aside temporarily in an area called the Limbo pile; at the end of each turn, all cards in the Limbo pile are shuffled back into the deck.

Example: the player draws 5 cards: 3 Location cards, 1 Dream card, and 1 Door card.

He sets aside the Dream and the Door cards into the Limbo pile, and draws 2 replacement cards: 1 Location card and another Door card.

He sets the other Door card aside, and draws another replacement card: it's a Location card. He now has 5 Location cards in hand; he shuffles the Limbo pile (i.e. the 3 cards set aside) into the deck.

B. Game turn

A turn is divided into three phases:

- 1 - Play or discard a card
- 2 - Fill your hand
- 3 - Shuffle the Limbo pile

1 - Play a card

Initiate (if it's the first round) or continue (for the rest of the game) the row of cards which represents the part of the labyrinth you are exploring (the Labyrinth row), by playing **one** Location card from your hand face up in front of you.

The card should be played in such a way that the previously played card remains partly visible.

There is one **golden rule**: the card played may not have any symbol in common with the last card played.

There are three symbols: Sun, Moon and Key.



Discovering a Door card

If the card just played is the third in a row of the same color, you obtain a Door card of that color: you may search this card in the deck, then place it on the table in front of you, and shuffle the deck.

Important!

If a card is the fourth in a row of the same color, it counts as the first card of a new series of that same color.



The player has just played her third green card, and she may search for a green Door card in the deck.

The player has just played the brown card, but her series of brown cards is broken by a green card; in this case, she may not search for the brown Door card.

OR: Discard a card

Choose a card from your hand and discard it onto the discard pile. If it is a Moon or Sun card, go to phase 2 “Complete your hand.”

If the discarded card is a Key card, you trigger a **Prophecy**, after which you go to phase 2.

Prophecy: look at the top 5 cards of the deck, discard one of them (this is mandatory), and put the 4 remaining cards back on top of the deck in the order of your choice.

Note: if there are less than 5 cards remaining in the deck, reveal all those cards, discard one of them, and put the remaining cards back in the order of your choice.

2 - Fill your hand

You must replenish your hand to five cards, by drawing the top card from the deck.

There are three possibilities:

I. It is a Location card. This card simply replaces the card just played or discarded this turn.

II. It is a Door card. You may immediately discard from your hand a Key card of the same color. If you do, you obtain the Door card and place it in front of you.

If you do not have a Key of the same color or do not want to use the Key, place the Door card in the Limbo pile.

III. It is a Dream card. You have to resolve the effect of this card immediately.



Resolve a Dream card

In the basic game, there is only one type of Dream card: the Nightmare.

When you draw a Nightmare card, you have to choose one of the following four options:

- I. Discard a Key card from your hand.
- II. Place one of your gained Door cards in the Limbo pile.
- III. Reveal the top 5 cards from the deck: discard all those cards, *except* Door and/or Dream cards, which are placed into the Limbo pile.
- IV. Discard your whole hand and draw a new hand of 5 cards, using the method described for the beginning of the game: draw cards until you have 5 Location cards in your hand, putting aside any Door and/or Dream card into the Limbo pile (the Dream cards are not resolved, and you cannot obtain a Door card by discarding a Key card).

Once the Nightmare card has been resolved, discard it.

If you have 5 cards in your hand, go to phase 3 “Shuffle the Limbo pile.”

Otherwise, continue to replenish your hand and draw the top card from the deck.

Note: if you have less than 4 cards, you draw – and, if necessary, resolve – one card after the other.

3 - Shuffle the Limbo pile

Shuffle all cards set aside in the Limbo pile back into the deck. If no cards were put in the Limbo this turn, skip this step: there is no phase 3 this turn.

The turn is then over. Play one turn after another until the end of the game.

C. End of the game

Victory


You win if, at any point, all 8 Door cards are in play at the same time. The game ends immediately (you don't have to replenish your hand).

Defeat

You lose if you must draw a card to fill you hand, and there is no card left in the deck.



RULES FOR 2 PLAYERS



The rules for 2 players are the same as the solo rules, with the following exceptions:

A. Set up

Shuffle the 76-card deck and reveal the top 8 cards. Set aside any Door or Dream cards into the Limbo pile, and replace them with the top card of the deck, until you have 8 Location cards.

Re-shuffle all cards set aside in the Limbo pile back into the deck.

Each player takes one of the 8 revealed cards, until each player has 3 cards in their hand. These 3 cards are called **Personal resources**.

The 2 remaining cards are called **Shared resources** and remain face up.

Personal resources/Shared resources

When a player decides to play or discard a card, he can choose a card from his Personal resources or from the Shared resources.

His hand is actually made up of the cards from both groups.

Hence, if he decides to discard his whole hand (as a result of a Nightmare card, for instance), he must discard all the cards from his Personal resources (in his hand) and the cards from the Shared resources (on the table). When he replenishes his hand afterwards, he first draws the 3 cards of his Personal resources, then the 2 cards of the Shared resources (putting aside in the Limbo pile any Dream and Door cards, and drawing replacement card(s)).

B. Game turn

Play a card

Each player builds up one row of cards – each Dreamwalker explores a different part of the labyrinth, so each player has their own row. Playing a card in the other player's row is **not** allowed.

1 - Discard a card

In addition to discarding a card, the active player may also immediately swap a card from his Personal resources with a card from the Shared Resources.

The players take turns until the game ends in victory or defeat.

Example: The game after a few rounds



C. End of the game

Victory

Each player must have 4 Door cards, **one of each color**, at the same time. The game ends immediately (the active player does not replenish his hand). When a player gets his fourth Door card, he keeps playing until the common victory condition has been reached.

D. Ways of playing

Various ways of playing the cooperative game are possible, from total silence (the players do not trade any information about the cards in their Personal resources and have to guess the best play possible according to the other player's actions) to open play (the players place their Personal resources face up on the table and discuss strategies openly). We recommend that the players agree before starting the game how they intend to play.

Game design: Shadi Torbey
Artwork: Élise Plessis
Graphic design: Philippe Guérin

©2014 F2Z Entertainment Inc.
31 rue de la Coopérative
Rigaud QC J0P 1P0
Canada

For questions, comments and requests: www.zmangames.com
info@zmangames.com